


Shire of Wiluna

MINUTES



Ordinary Meeting of Council

Held

Wednesday 28 November 2018

Table of Contents

1. Declaration of Opening and Announcement of Visitors	3
2. Public Question Time	3
a) Responses to Previous Public Questions taken on Notice	3
b) New Questions	3
3. Record of Attendance	3
a) Apologies and Leave of Absence Previously Approved	3
b) Applications for Leave of Absence.....	3
c) Notations of Interest:.....	3
4. Petitions and Deputations	4
5. Confirmation of Minutes of Previous Meeting.....	4
6. Status Report.....	4
7. Announcements by the person presiding without discussion	4
Nil	4
8. Matters for which meeting may be closed	4
9. Reports of Officers and Committees.....	4
9.1. Executive Manager Technical Services	4
Nil	4
9.2. Deputy Chief Executive Officer	5
9.2.1. Financial Activity Report – October 2018.....	5
9.2.2. Accounts Paid by Delegated Authority – October 2018.....	6
9.2.3. Financial Investments – October 2018	7
9.3. Chief Executive Officer	10
9.3.1. 2019 Ordinary Election (Postal)	11
9.3.2. Review Register of Delegation 2018	13
9.4. Principal EHO/Building Surveyor	15
9.4.1. Septic System Lot 1568 Wotton Street.....	15
9.4.2. Septic System Lot 555 Lennon.....	16
9.5. Committee Reports	17
10. Elected Members Motion of Which Previous Notice Has Been Given.....	17
11. Urgent Business Approved by the Person Presiding or by Decision of Council.....	17
12. Matters Behind Closed Doors.....	18
12.1. Policy – Restriction on Councillors Access to Information	18
13. Closure	18

APPENDICES

- APPENDIX 9.2.1. Financial Report October 2018**
- APPENDIX 9.2.2. Payments made by Authority October 2018**
- APPENDIX 9.2.3. Investment Report October 2018**
- APPENDIX 9.3.1. Correspondence from WA Electoral Commissioner**
- APPENDIX 9.3.2. Delegation Register**

MINUTES**1. Declaration of Opening and Announcement of Visitors**

The Chairperson declared the meeting open at 12.01pm and welcomed Councillors and staff.

2. Public Question Time**a) Responses to Previous Public Questions taken on Notice**

Nil

b) New Questions

Nil

3. Record of Attendance

Cr Stacey Petterson Deputy President (Presiding Member)
Cr Peter Grundy
Cr Graham Harris
Cr Lena Long
Cr Caroline Thomas
Cr Norma Ward

Colin Bastow Chief Executive Officer
Warren Olsen Deputy Chief Executive Officer
Angela Hoy Executive Manager Technical Services
Katrina Boylan Executive Assistant

a) Apologies and Leave of Absence Previously Approved

Jim Quadrio President

b) Applications for Leave of Absence

Nil

c) Notations of Interest:**i. Financial Interest Local Government Act Section 5.60A**

Councillor/Officer	Item	Nature of Interest	Extent of Interest
Cr Peter Grundy	9.4.1.	Leases the property	Direct

ii. Proximity Interest Local Government Act Section 5.60B

Nil

iii. Interest Affecting Impartiality Shire of Wiluna Code of Conduct

Nil

4. Petitions and Deputations

Nil

5. Confirmation of Minutes of Previous Meeting**Council Decision****Item 5.1****MOVED CR HARRIS****SECONDED CR THOMAS**

That the Minutes of the Ordinary Meeting held on 24 October 2018 be accepted as a true record of the meeting.

CARRIED 6/0**Resolution 124/18****6. Status Report**

Nil

7. Announcements by the person presiding without discussion

Nil

8. Matters for which meeting may be closed

Item 12.1. Policy – Restriction on Councillors Access to Information

9. Reports of Officers and Committees**9.1. Executive Manager Technical Services**

Nil

9.2. Deputy Chief Executive Officer

9.2.1. Financial Activity Report – October 2018

Reporting Officer:	Warren Olsen – Deputy CEO
Date of Report:	22 November 2018
Date of Meeting:	28 November 2018
Disclosure of Interest:	Nil

Purpose

The purpose of this report is to present the financial activity report for the period ending 31 October 2018.

Background

Section 6.4 of the Local Government Act 1995 requires the CEO to prepare monthly/quarterly financial reports in accordance with the provisions of Regulation 34 and 35 of the Local Government Act (Financial Management) Regulations 1996.

The financial reports, including the Statement of Financial Activity, for the period ended 31 October 2018 is attached to this agenda as Appendix 9.2.1.

Comment

The net current assets as at 31 October were \$13,351,778. The Statement of Financial Activity and Net Current Asset reports details the composition of this surplus.

The “Rates Receivable” graph in Note 6 shows that rates are coming in much more promptly this year compared to last year. Approximately 80% of rates were collected by September – in 2017-2018 it took until February to reach the 80% collected point. The graph shows a slight dip in October and the explanation is interim rates.

Note 6 also shows outstanding sundry debtors totalling \$903,151 which includes outstanding WANDDRA claims. Of the total, less than \$74,000 is more than 60 days overdue which indicates that all the older WANDDRA claims have been paid.

Consultation

Nil

Statutory Environment

Local Government (Financial Management) Regulations 1996 – Regulations 34-35.

Risk Assessment

Nil

Policy Implications

Nil

Financial Implications

Specific financial implications are outlined in the Statement of Financial Activity.

Strategic Implications

Effective governance and administration of Shire's services and prudent financial management underpin the ability of the Shire to effectively deliver services and programmes.

Voting Requirements SIMPLE MAJORITY

Officer Recommendation & Council Decision

Item 9.2.1.**MOVED CR HARRIS****SECONDED CR THOMAS**

That the financial reports (including the Statement of Financial Activity) for the period ended 31 October 2018 be received and noted.

CARRIED 6/0**Resolution 125/18**

9.2.2. Accounts Paid by Delegated Authority – October 2018

Reporting Officer:	Warren Olsen – Deputy CEO
Date of Report:	20 November 2018
Date of Meeting:	28 November 2018
Disclosure of Interest:	Nil

Purpose

The purpose of this report is to present the list of accounts paid by delegated authority of the Chief Executive Officer during October 2018.

Background

The list of accounts paid during the period 1 October to 31 October 2018 is attached to this agenda as Appendix 9.2.2.

Comment

Payments in October were approximately \$1,167,333. These are up slightly from September (about \$848,315) due to some bigger payrolls and paying some of the bills from the "Back to Wiluna" event.

Consultation

Nil

Statutory Environment

Sub-regulation 13 (1) of the Local Government (Financial Management) Regulations 1996 requires that a list of accounts paid by the CEO is to be prepared each month showing for each account paid since the last such list was prepared —

- (a) the payee's name; and
- (b) the amount of the payment; and
- (c) the date of the payment; and

- (d) sufficient information to identify the transaction.

Sub-regulation 13 (3) of the Local Government (Financial Management) Regulations 1996 provides that such a list is to be:

- (a) presented to the council at the next ordinary meeting of the council after the list is prepared; and
- (b) recorded in the minutes of that meeting.

Risk Assessment

Nil

Policy Implications

Nil

Financial Implications

Nil

Strategic Implications

Nil

Voting Requirements SIMPLE MAJORITY

Officer Recommendation & Council Decision

Item 9.2.2.

MOVED CR LONG

SECONDED CR WARD

That the list of accounts paid by authority for the period 1 October 2018 to 31 October 2018, totalling \$1,167,333.60, be received and noted.

CARRIED 6/0

Resolution 126/18

9.2.3. Financial Investments – October 2018

Reporting Officer: Warren Olsen – Deputy CEO
Date of Report: 12 November 2018
Date of Meeting: 28 November 2018
Disclosure of Interest: Nil

Purpose

The purpose of this report is to present to the Council information regarding the financial investments as at 31 October 2018.

Background

The Shire of Wiluna's policy no. 2.21 - Financial Investment Policy requires that a monthly report is to be presented to the Council "detailing the performance of all investments". Further, it requires that an investment register is to be maintained.

The investments of both reserve accounts and non-reserve municipal funds as at 31 October 2018 are presented as Appendix 9.2.3.

Comment

Reserve Account Funds: One term deposit from the Reserve Account investment pool matured during October paying interest of \$10,478. The Reserve Call Deposit Account has a low balance and paid interest of approximately \$2, bringing the total interest earned by the Reserve Account investment pool to approximately \$10,480.

This interest has been distributed among the reserve accounts (except for the unspent grants reserve account) proportionately to each reserve account's percentage of the reserve account investment pool.

The Reserve Account term deposits are all for terms exceeding 120 days, enabling us to take advantage of higher yields while still ensuring a maturing investment every month.

Non-Reserve Municipal Funds: The funds are currently deposited in four "call deposit" accounts which yield higher interest than the normal chequing account, and in five term deposits.

With rates revenue being due in during October, we took the opportunity of investing some of the cash into term deposits in order to increase our interest earnings. However, with our flood damage repair works proceeding and some uncertainty over the timing of the receipt of WADDRA recoups, we have confined our non-reserve term deposits to terms of approximately 30 days only. This requires foregoing the higher yields available on longer-term investments but makes the cash-flow projections easier (because they are shorter).

The exception is a term deposit of \$650,000 for a term of 120 days which is the proceeds of loan number 5 for the purpose of the Wotton Street revitalisation. It is anticipated that the construction phase of this project will not commence until February 2019, so the term of the investment has been matched to the liability.

During the month of October, our non-reserve call deposits earned interest totalling about \$6,796.

The interest of \$1,480 earned on our AMP Bank Business Saver Account is shown as a "transfer out". This is because the interest earned on this account is paid directly into our Municipal Fund account at ANZ Bank.

Four non-reserve call deposits matured during the month paying combined interest of approximately \$5,433, bringing the total interest earned on non-reserve municipal funds for the month of October to approximately \$12,229.

Total non-reserve municipal fund investments as at the end of October stood at \$6,253,265 (slightly up from \$6,088,817 at the end of September). This does not include the balance of funds held in the "Municipal Account" for day-to-day transactions.

Consultation

Nil

Statutory Environment

The power to invest is derived from section 6.14 of the Local Government Act 1995. The funds can only be invested in ways approved for the investment of trust funds under Part III of the Trustees Act 1962.

Regulation 19 of the Local Government (Financial Management) Regulations 1996 requires the establishment of control procedures to enable the identification of –

- the nature and location of all investments; and
- the transactions related to each investment.

Risk Assessment

Our primary tools for managing our investments risks are:

- The Shire's policy on financial investments (Policy no. 2.21), which was reviewed and amended at the Council meeting held on 10 October 2017; and
- Diversification of investments.

I undertook to present pie graphs in future investment reports to assist the Council in monitoring the diversification of our investments.

Chart 1 below shows (for purpose of comparison) the distribution of investments at the end of September, and Chart 2 shows the distribution of investments on 30 October.

Chart 1

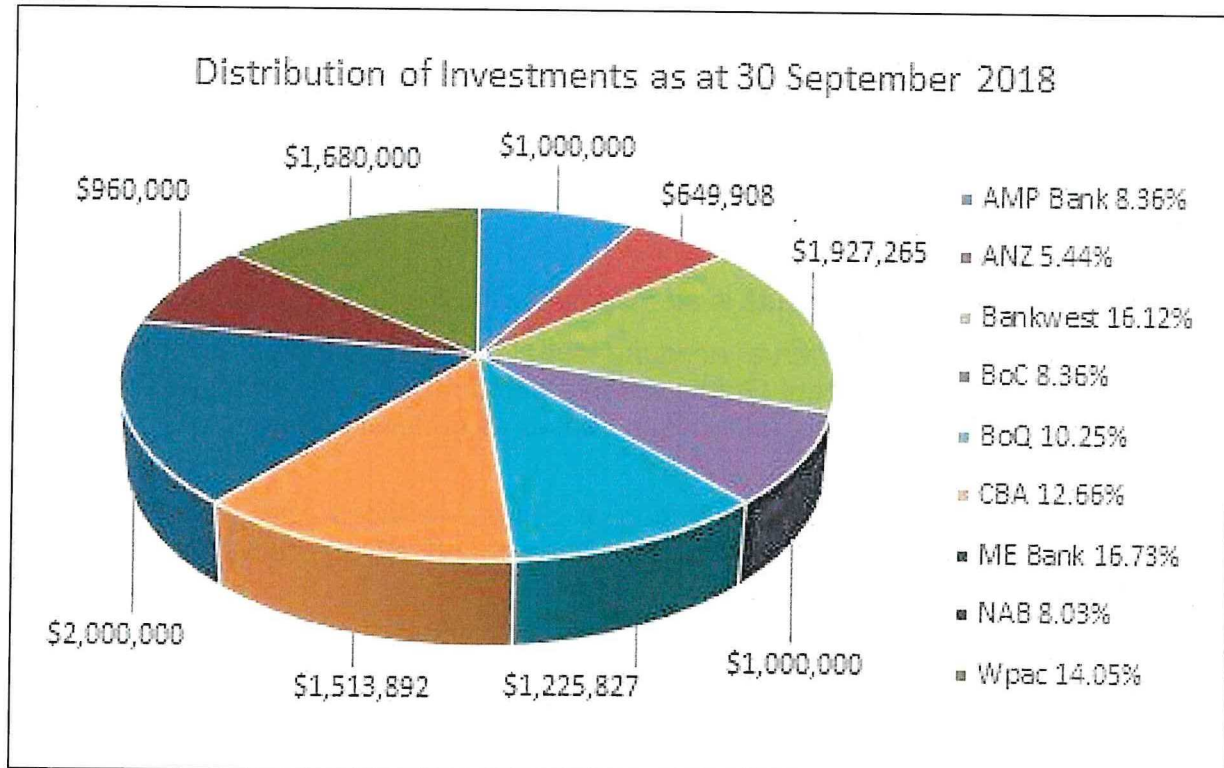
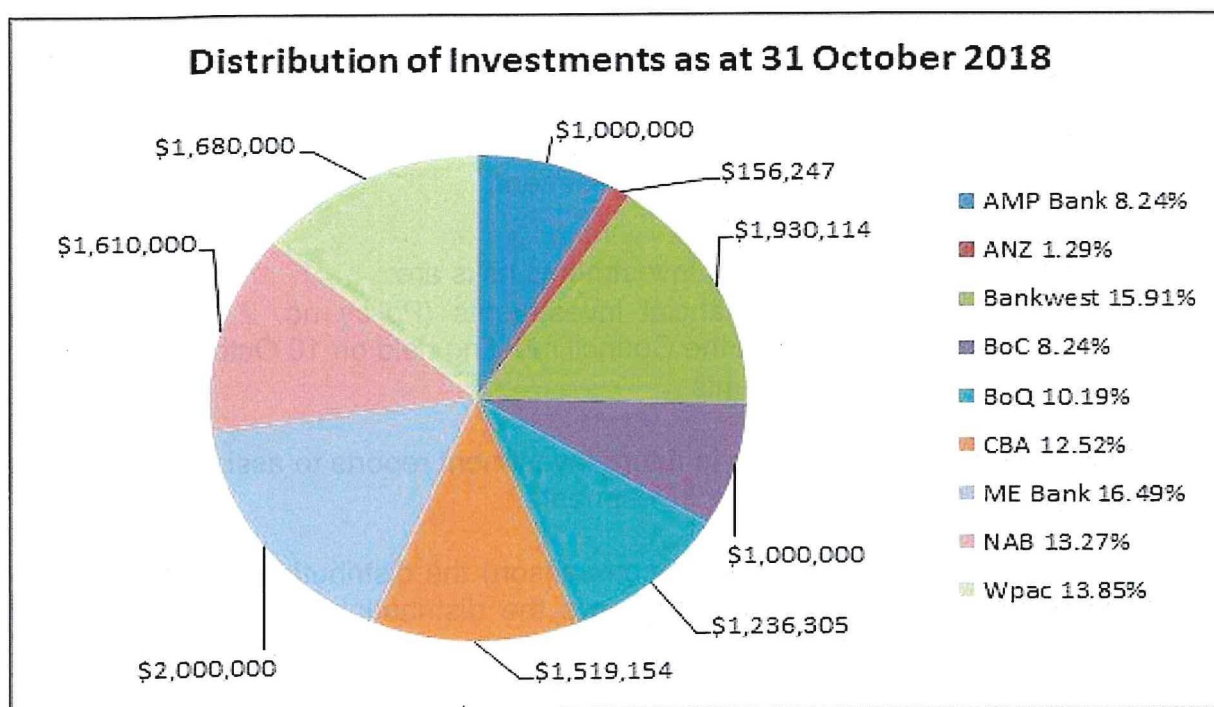


Chart 2



As can be seen, our investments at the end of October are spread among 9 banks, and our exposure to any one institution is limited to \$2M or 16.49%.

Policy Implications

All investments are made in compliance with Policy No. 2.21 - Financial Investments Policy.

Financial Implications

Interest earned from investments is an income for the Shire.

Interest attributable to reserve account investments is credited to the reserve accounts (except the Unspent Grants reserve account) on a pro-rata basis. Interest on investment of surplus general funds is treated as general revenue.

Strategic Implications

Effective governance and administration of Shire's services and prudent financial management underpin the ability of the Shire to effectively deliver services and programmes.

Voting Requirements SIMPLE MAJORITY

Officer Recommendation & Council Decision

Item 9.2.3.

MOVED CR THOMAS

SECONDED CR HARRIS

That the report be received and the information be noted.

CARRIED 6/0

Resolution 127/18

9.3. Chief Executive Officer

9.3.1. 2019 Ordinary Election (Postal)

Reporting Officer:	Colin Bastow, Chief Executive Officer
Date of Report:	13 November 2018
Date of Meeting	28 November 2018
Disclosure of Interest:	Nil

Purpose

This report seeks a decision from Council on whether to engage the WA Electoral Commission to carry out a postal election for the Shire's elections on the 16 October 2019. The alternative is to continue the usual conduct of an in-person election using Shire staff and the CEO as the returning officer.

Background

The Electoral Commissioner advised the Town on 19 October 2018 of his agreement to be responsible for the conduct of the ordinary elections in 2019 for the Shire in accordance with section 4.20(4) of the Local Government Act 1995 subject to Council resolving that the Commission undertake the election.

Postal elections can only be run by the WA Electoral Commission, who are responsible for appointing the Returning Officer. whilst in person elections can be run by either the Shire or WA Electoral Commission.

Comment***Postal Election***

The benefits of postal elections are:

- Significantly better participation rates than 'in person' elections,
- Minimal disruption to day to day operations,
- Senior officers can better focus on other duties and projects,
- The election is conducted at arm's length' thus minimises any perception of inappropriate staff interference, and
- The election is core business for the Electoral Commission's experienced staff.

The main negative aspect of postal elections is the perceived high cost.

In Person Election

The benefits of an 'in person' election is:

- The social aspect of people turning out on the Saturday, and
- The perception that it is cheaper to have staff conduct the election.

The costs of an 'in person' election is:

- The cost of re-directing staff from their normal core activities, to running an election tends to exceed the cost of paying for a postal election,
- There is a high risk to staff of accusations of bias from unsuccessful candidates or voters, and
- There is a high degree of disruption during the election period that distracts staff from higher priority strategic objectives. This impact is higher for smaller local governments.

The following Information was obtained from the WAEC's website:

The Electoral Commissioner is responsible for conducting postal elections in Western Australia and conducts voting in person elections on request under the Local Government Act 1995. By making the Electoral Commissioner responsible for these elections, the local government concerned ensure that elections are conducted independently and with impartiality. In addition, these local governments have adopted a method of conducting elections that is more convenient for electors and typically achieves a higher rate of voter participation.

Postal elections for local government were first trialled by four local governments in 1995. This increased to eight in 1997, 34 in 1999, 47 in 2001, 55 in 2003, 50 in 2005, 64 in 2007, 69 in 2009, 74 in 2011, 76 in 2013, 82 in 2015 and 85 in 2017.

The attachment to this report is the written agreement of the Electoral Commissioner to be responsible for the conduct of an election.

Consultation

Nil

Statutory Environment

Local Government Act 1995, Part 4, Division 4:

Section 4.20 (4) - A local government may, having first obtained the written agreement of the Electoral Commissioner, declare the Electoral Commissioner to be responsible for the conduct of an election, or all elections conducted within a particular period of time, and, if such a declaration is made, the Electoral Commissioner is to appoint a person to be the returning officer of the local government for the election or elections*

Section 4.61 (2) - The local government may decide to conduct the election as a postal election.*

*(absolute majority required)

Risk Assessment

Nil

Policy Implications

Nil

Financial Implications

A postal election is estimated to cost \$14,000 by the WAEC.

Strategic Implications

Nil

Voting Requirements ABSOLUTE MAJORITY

Officer Recommendation & Council Decision**Item 9.3.1.****MOVED CR HARRIS****SECONDED CR WARD****That Council**

1. Declare, in accordance with section 4.20(4) of the Local Government Act 1995, the Electoral Commissioner to be responsible for the conduct of the 2019 ordinary elections together with any other election or poll which may be required.
2. Decide, in accordance with section 4.61(2) of the Local Government Act 1995 that the method of conducting the election will be as a postal election, and
3. Allocates \$14,000 for election expenses in the 2019/20 draft budget.

CARRIED 6/0 by Absolute Majority**Resolution 128/16****9.3.2. Review Register of Delegation 2018**

Reporting Officer: Colin Bastow, Chief Executive Officer
Date of Report: 13 November 2018
Date of Meeting: 28 November 2018
Disclosure of Interest: Nil

Purpose

Council to consider the review of the Delegation Register.

Background

Council is required to review its delegations to the CEO, at least once every financial year.

The CEO last reviewed his sub-delegation on the 12 June 2018.

There has been some discussion with the Northern GVROC Group (NGVROCG) to possible standardising the policies and delegations. Whilst this would be a good outcome as it would likely reduce all of the NGVROCG governance costs, there will still be the need to have separate policies and delegations for a number of reasons.

Comment

Attached is the current Register of Delegations. (Appendix 9.3.2.)

The current delegations are considered adequate for the effective and efficient governance of the Wiluna District. Therefore, no changes are recommended to the current Register of Delegations.

Consultation

Nil

Statutory Environment

Local Government Act 1995

5.46. Register of, and records relevant to, delegations to CEO and employees

- (1) The CEO is to keep a register of the delegations made under this Division to the CEO and to employees.
- (2) At least once every financial year, delegations made under this Division are to be reviewed by the delegator.
- (3) A person to whom a power or duty is delegated under this Act is to keep records in accordance with regulations in relation to the exercise of the power or the discharge of the duty.

Risk Management Implications

Nil

Policy Implications

Nil

Financial Implications

Nil

Strategic Implications

5.1 Strong leadership and governance.

5.1.3 Provide strategic leadership and governance.

Voting Requirements SIMPLE MAJORITY***Officer Recommendation & Council Decision******Item 9.3.2.*****MOVED CR HARRIS****SECONDED CR THOMAS****That Council notes the 2018 review of its delegations.****CARRIED 6/0****Resolution 129/18**

9.4. Principal EHO/Building Surveyor

Cr Grundy declared a financial interest and left the meeting at 12.14pm.

9.4.1. Septic System Lot 1568 Wotton Street

Reporting Officer:	Dave Hadden, Principal EHO/Building Surveyor
Date of Report:	12 November 2018
Date of Meeting:	28 November 2018
Disclosure of Interest:	Nil

Purpose

The purpose of this report is for Council to consider whether to issue a Health Notice for a dis-functional septic system (classed as a nuisance) at Lot 1568 (37) Wotton Street Wiluna (Wiluna Store).

Background

The Aerobic Treatment Unit serving the store has been noted as defective due to the effluent being discharged to the ground surface (Nuisance) sometimes running down the laneway before drying. Effluent is required to be discharged underground either through soaker hoses or leach drains.

Comment

As the effluent disposal system is not compliant currently at the Store, staff have determined that the system is defective therefore requiring a Health Notice to be issued to force compliance to reduce the existing health risk associated with contacting untreated effluent. Staff recommends that a seven-day timeline be instigated in the Notice for completion of repairs. If default with the timeline for resolving the nuisance (defective septic system) occurs, the owner and occupier both commit an offence. The Shire at this point can enter the property to carry out repairs, costs of which can be recovered in a court of competent jurisdiction.

Consultation

Nil

Statutory Environment

Public Health Act 2016

Policy Implications

There are no policy implications created through the recommendation in this report.

Financial Implications

Possible legal costs involved if owners do not comply with the Health Notice.

Strategic Implications

There will be no Strategic Implications.

Voting Requirements SIMPLE MAJORITY

Officer Recommendation & Council Decision**Item 9.4.1.****MOVED CR WARD****SECONDED CR HARRIS**

Issue a Health Notice (Appendix 9.4.1) to the Owner of Lot 1568 (37) Wotton/Wells Street Wiluna with a compliance time line of 7 Days for compliance.

CARRIED 5/0**Resolution 130/18**

Cr Grundy returned to the meeting at 12.23pm.

9.4.2. Septic System Lot 555 Lennon

Reporting Officer:	Dave Hadden, Principal EHO/Building Surveyor
Date of Report:	12 November 2018
Date of Meeting:	28 November 2018
Disclosure of Interest:	Nil

Purpose

The purpose of this report is for Council to consider whether to issue a Health Notice for a defective septic system at Lot 555 Reserve 402601 Lennon Street Wiluna.

Background

Council staff have unearthed a waste pipe during clean up and demolition of the Caravan Park ablution block and park facilities to the north of Lot 555 Lennon Street. The waste pipe was connected to the old caravan park leach drains but has been removed by Contractors engaged to remove caravan park infrastructure. By removing the pipe, the septic system within Lot 555 is no longer connected to leach drains and is therefore defective.

Comment

Council staff have written to and conversed with the owners of the property who have not yet carried out repairs to the septic system. In effect the owners need to install two leach drains at the rear of Lot 555 Lennon Street in accordance with provisions of the Health Act 2016. As such, staff recommend that Council issue a Health Notice under Section 99 (3) of the Health Act 2016 requiring the installation of leach drains. Failure to comply with the Health Notice within the time specified is an offence. If the owners neglect or refuse to comply with a notice served on them Council is able to enter the property to carry out the works required by the notice and then recover from the owners the expense of carrying out the works. The expense incurred in undertaking the works remains a charge upon the land, notwithstanding any change in ownership thereof until paid.

Consultation

Nil

Statutory Environment

Public Health Act 2016

Policy Implications

Nil

Financial Implications

Possible legal costs involved if owners do not comply with the Health Notice.

Strategic Implications

Nil

Voting Requirements SIMPLE MAJORITY***Officer Recommendation & Council Decision******Item 9.4.2.*****MOVED CR HARRIS****SECONDED CR LONG**

That Council determines to issue a Health Notice in accordance with provisions of the Health Act 2016 (Appendix A) to the owners of Lot 555 Reserve 402601 Lennon Street Wiluna with a compliance time line of 14 Days for completion.

CARRIED 6/0**Resolution 131/18****9.5. Committee Reports**

Nil

10. Elected Members Motion of Which Previous Notice Has Been Given

Nil

11. Urgent Business Approved by the Person Presiding or by Decision of Council

Nil

Officer Recommendation & Council Decision**MOVED CR HARRIS****SECONDED CR WARD**

Procedural recommendation that the meeting is closed to the public, pursuant to S5.23 (2) subparagraphs (d) to consider Confidential Item 12.1. which contains legal advice obtained, or which may be obtained, by the local government and which relates to a matter to be discussed at the meeting.

CARRIED 6/0**Resolution 132/18****12. Matters Behind Closed Doors****12.1. Policy – Restriction on Councillors Access to Information**


(To be handed out at the meeting).

Officer Recommendation & Council Decision**Item 12.1.****MOVED CR THOMAS****SECONDED CR LONG****Note the report.****CARRIED 6/0****Resolution 133/18****Officer Recommendation & Council Decision****MOVED CR HARRIS****SECONDED CR WARD****That the meeting be re-opened to the public.****CARRIED 6/0****Resolution 134/18****13. Closure**

There being no further business the Chairperson closed the meeting at 12.46pm.

These minutes were confirmed at the Ordinary Meeting of Council on the 19 December 2018

Signed



(Presiding Person at the meeting of which the minutes were confirmed.)

Date:

19/12/2018



SHIRE OF WILUNA

MONTHLY FINANCIAL REPORT

For the Period Ended 31 October 2018

LOCAL GOVERNMENT ACT 1995

LOCAL GOVERNMENT (FINANCIAL MANAGEMENT) REGULATIONS 1996

TABLE OF CONTENTS

Compilation Report	1
Monthly Summary Information	2
Statement of Financial Activity by Program	5
Statement of Financial Activity By Nature or Type	6
Statement of Financial Position	7
Statement of Capital Acquisitions and Capital Funding	8
Statement of Budget Amendments	9
Note 1 Significant Accounting Policies	10
Note 2 Explanation of Material Variances	16
Note 3 Net Current Funding Position	17
Note 4 Cash and Investments	18
Note 5 Budget Amendments	19
Note 6 Receivables	20
Note 7 Cash Backed Reserves	21
Note 8 Capital Disposals	22
Note 9 Rating Information	23
Note 10 Information on Borrowings	24
Note 11 Grants and Contributions	25
Note 12 Trust	26
Note 13 Details of Capital Acquisitions	27

SHIRE OF WILUNA

Compilation Report

For the Period Ended 31 October 2018

Report Purpose

This report is prepared to meet the requirements of *Local Government (Financial Management) Regulations 1996*, Regulation 34 .

Overview

Summary reports and graphical progressive graphs are provided on page 2,3, and 4.
No matters of significance are noted.

Statement of Financial Activity by reporting program

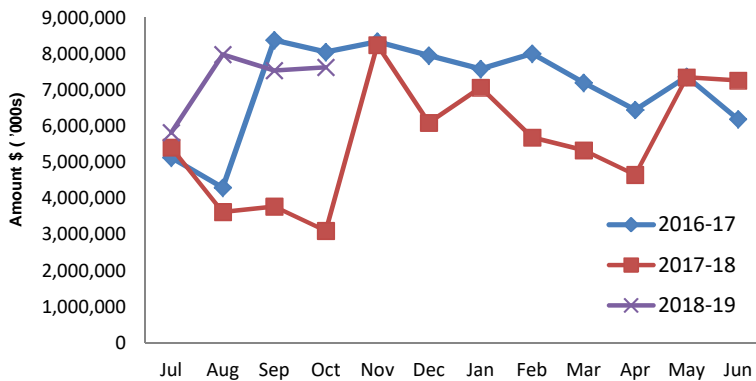
Is presented on page 5 and shows a surplus as at 31 October 2018 of \$7,621,663.

Note: The Statements and accompanying notes are prepared based on all transactions recorded at the time of preparation and may vary.

SHIRE OF WILUNA

Monthly Summary Information
For the Period Ended 31 October 2018

Liquidity Over the Year (Refer Note 3)



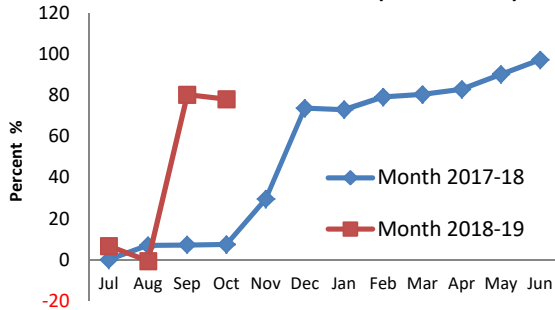
Cash and Cash Equivalents as at period end

Unrestricted	\$ 6,265,796
Restricted	\$ 5,878,554
	<u>\$ 12,144,350</u>

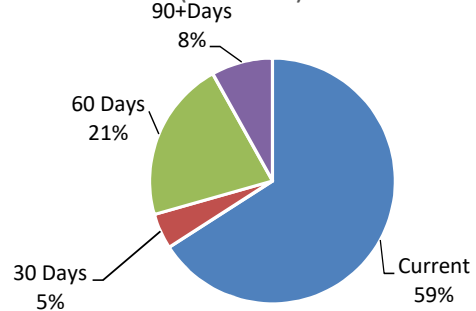
Receivables

Rates	\$ 1,110,929
Other	\$ 903,151
	<u>\$ 2,014,081</u>

Rates Receivable (Refer Note 6)

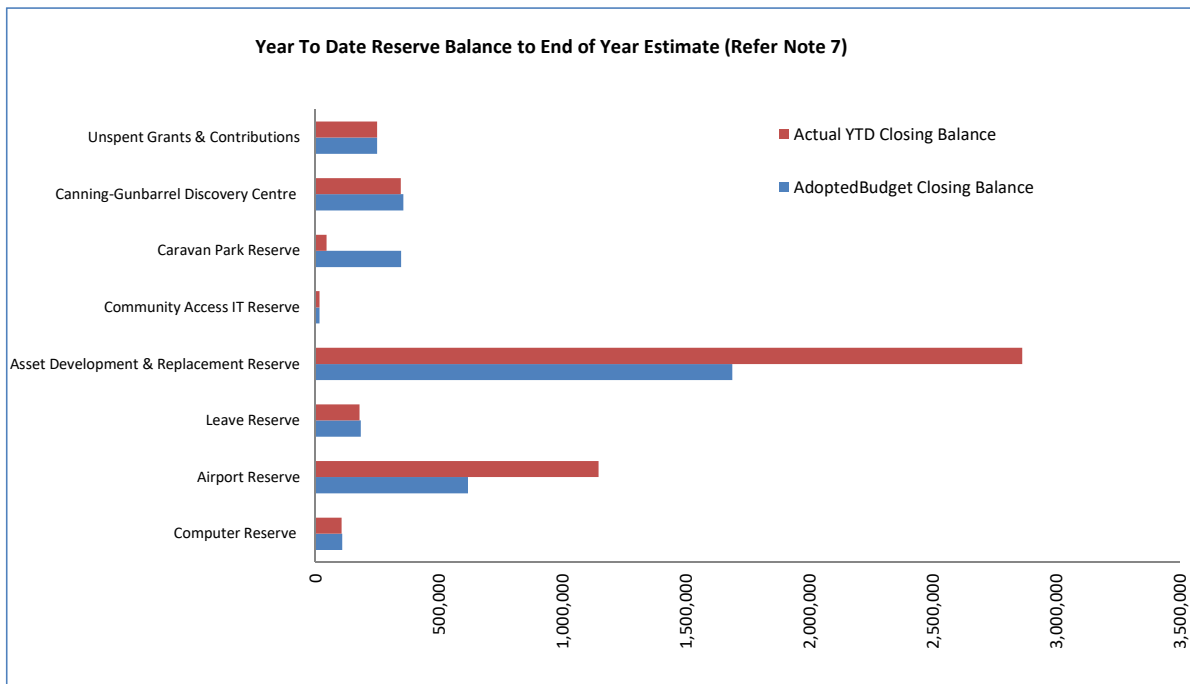


**Accounts Receivable Ageing (non-rates)
(Refer Note 6)**



This information is to be read in conjunction with the accompanying Financial Statements and notes.

SHIRE OF WILUNA
Monthly Summary Information
For the Period Ended 31 October 2018



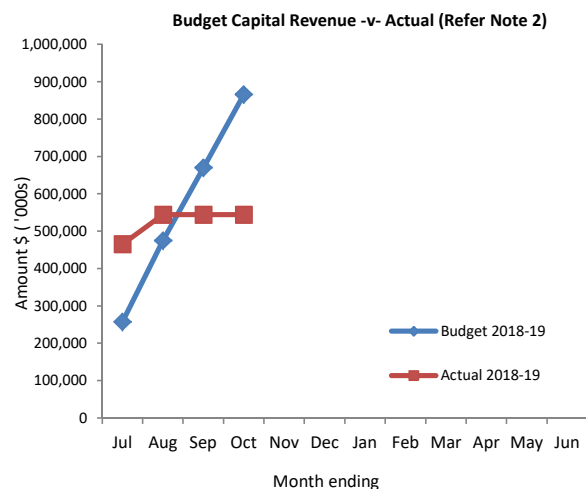
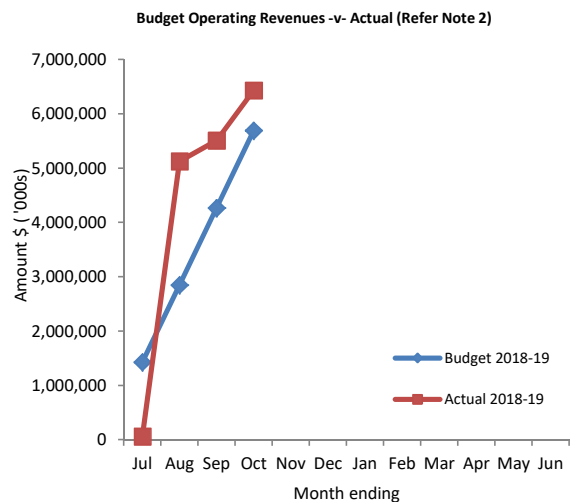
This information is to be read in conjunction with the accompanying Financial Statements and notes.

SHIRE OF WILUNA

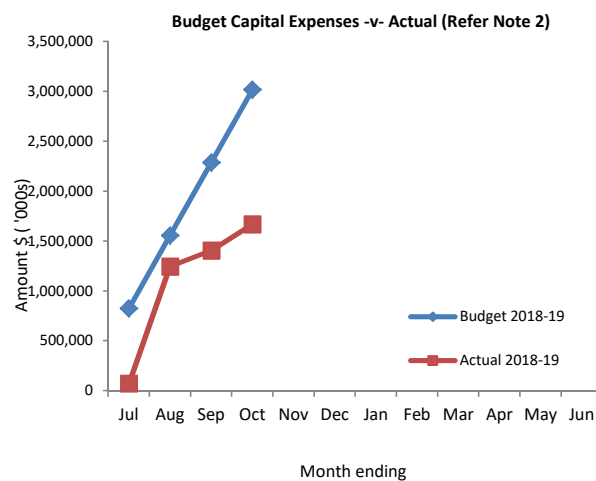
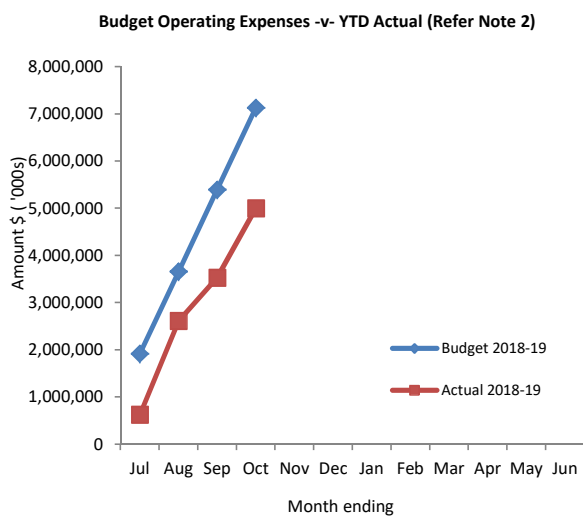
Monthly Summary Information

For the Period Ended 31 October 2018

Revenues



Expenditure



This information is to be read in conjunction with the accompanying Financial Statements and notes.

SHIRE OF WILUNA
STATEMENT OF FINANCIAL ACTIVITY
(Statutory Reporting Program)
For the Period Ended 31 October 2018

	Note	Adopted Annual Budget	Adopted YTD Budget (a)	YTD Actual (b)	Var. \$ (b)-(a)	Var. % (b)-(a)/(a)
Operating Revenues		\$	\$	\$	\$	%
Governance		20,971	6,985	3,200	(3,785)	-54%
General Purpose Funding - Rates	9	4,731,751	1,577,232	4,950,924	3,373,692	214%
General Purpose Funding - Other		1,429,588	476,508	411,923	(64,585)	-14%
Law, Order and Public Safety		16,120	5,368	2,043	(3,325)	-62%
Health		200	64	0	(64)	-100%
Education and Welfare		0	0	0	0	
Housing		4,500	1,500	14,627	13,127	875%
Community Amenities		80,260	26,744	68,204	41,460	155%
Recreation and Culture		197,950	65,960	116,271	50,311	76%
Transport		10,766,290	3,505,428	854,960	(2,650,468)	-76%
Economic Services		45,500	15,160	12,023	(3,137)	-21%
Other Property and Services		35,220	11,732	1,866	(9,866)	-84%
Total Operating Revenue		17,328,350	5,692,681	6,436,042	743,361	
Operating Expense						
Governance		(2,144,522)	(722,387)	(670,665)	51,722	7%
General Purpose Funding		(316,231)	(105,396)	(141,265)	(35,869)	-34%
Law, Order and Public Safety		(195,753)	(70,140)	(53,920)	16,220	23%
Health		(82,111)	(27,356)	(18,432)	8,924	33%
Education and Welfare		(59,476)	(19,816)	(3,176)	16,640	84%
Housing		(529,836)	(184,086)	(59,607)	124,479	68%
Community Amenities		(598,157)	(212,993)	(199,789)	13,204	6%
Recreation and Culture		(1,984,504)	(679,238)	(650,116)	29,122	4%
Transport		(14,627,689)	(4,851,473)	(3,101,661)	1,749,812	36%
Economic Services		(536,766)	(179,561)	(92,688)	86,873	48%
Other Property and Services		(31,324)	(78,759)	(10,506)	68,253	87%
Total Operating Expenditure		(21,106,369)	(7,131,205)	(5,001,824)	2,129,381	
Funding Balance Adjustments						
Add back Depreciation		2,792,300	930,708	1,017,970	87,262	9%
Adjust (Profit)/Loss on Asset Disposal	8	57,946	57,946	(3,200)	(61,146)	-106%
Loss on revaluation of non-current assets		50,000	0	0	0	
Adjust provisions and accruals		0	0	0	0	
Net Cash from Operations		(877,773)	(449,870)	2,448,988	2,898,858	
Capital Revenues						
Grants, Subsidies and Contributions	11	2,350,882	783,616	461,723	(321,893)	-41%
Proceeds from Disposal of Assets	8	320,000	83,182	83,182	0	0%
Total Capital Revenues		2,670,882	866,798	544,905	(321,893)	
Capital Expenses						
Land and Buildings	13	(1,808,796)	(631,500)	(1,162,204)	(530,704)	-84%
Infrastructure - Roads	13	(2,809,668)	(936,540)	(36,555)	899,985	96%
Infrastructure - Others	13	(2,251,236)	(759,796)	(171,771)	588,025	77%
Infrastructure - Airport	13	(895,554)	(298,504)	(10,485)	288,019	96%
Plant and Equipment	13	(921,065)	(297,612)	(164,793)	132,819	45%
Furniture and Equipment	13	(368,229)	(94,164)	(123,883)	(29,719)	-32%
Work in Progress	13	0	0	0	0	
Total Capital Expenditure		(9,054,548)	(3,018,116)	(1,669,692)	1,348,424	
Net Cash from Capital Activities		(6,383,666)	(2,151,318)	(1,124,787)	1,026,531	
Financing						
Repayment of Debentures	10	(264,746)	(105,391)	(105,391)	0	0%
Proceeds from new debentures	10	650,000	650,000	650,000	0	0%
Transfers to cash backed reserves (restricted assets)	7	(860,551)	(28,773)	(28,773)	0	0%
Transfers from cash backed reserves (restricted assets)	7	2,287,709	0	0	0	
Net Cash from Financing Activities		1,812,412	515,837	515,837	0	
Net Operations, Capital and Financing		(5,449,027)	(2,085,351)	1,840,038	3,925,389	
Opening Funding Surplus(Deficit)	3	5,449,027	5,449,027	5,781,626	332,599	6%
Closing Funding Surplus(Deficit)	3	(0)	3,363,676	7,621,663	4,257,988	

Indicates a variance between Year to Date (YTD) Budget and YTD Actual data as per the adopted materiality threshold.

Refer to Note 2 for an explanation of the reasons for the variance.

This statement is to be read in conjunction with the accompanying Financial Statements and notes.

SHIRE OF WILUNA
STATEMENT OF FINANCIAL ACTIVITY
(By Nature or Type)
For the Period Ended 31 October 2018

	Note	Adopted Annual Budget	Adopted YTD Budget (a)	YTD Actual (b)	Var. \$ (b)-(a)	Var. % (b)-(a)/(a)
Operating Revenues						
Rates	9	\$ 4,731,751	\$ 1,577,232	\$ 4,950,924	\$ 3,373,692	% 214%
Operating Grants, Subsidies and Contributions	11	11,441,698	3,814,556	1,114,337	(2,700,219)	-71%
Fees and Charges		591,280	202,052	236,817	34,765	17%
Interest Earnings		245,850	81,940	74,565	(7,375)	-9%
Other Revenue		30,200	10,044	56,199	46,155	460%
Profit on Disposal of Assets	8	0	6,857	3,200	(3,657)	-53%
Total Operating Revenue		17,040,779	5,692,681	6,436,042	743,361	
Operating Expense						
Employee Costs		(2,639,180)	(914,504)	(1,207,368)	(292,864)	32%
Materials and Contracts		(11,478,389)	(4,873,144)	(2,409,578)	2,463,566	-51%
Utility Charges		(241,949)	(99,224)	(60,203)	39,021	-39%
Depreciation on Non-Current Assets		(2,792,300)	(930,708)	(1,017,970)	(87,262)	9%
Interest Expenses		(43,685)	(52,960)	(16,481)	36,479	-69%
Insurance Expense		(198,474)	(200,581)	(225,827)	(25,246)	13%
Other Expenditure		(177,790)	(60,084)	(64,397)	(4,313)	7%
Loss on Disposal of Assets	8	(57,946)	0	0	0	
Loss on revaluation of non-current assets		(50,000)	0	0	0	
Total Operating Expenditure		(17,679,713)	(7,131,205)	(5,001,824)	2,129,381	
Funding Balance Adjustments						
Add back Depreciation		2,792,300	930,708	1,017,970	87,262	9%
Adjust (Profit)/Loss on Asset Disposal	8	57,946	57,946	(3,200)	(61,146)	-106%
Loss on revaluation of non-current assets		0	0	0	0	
Adjust provisions and accruals		0	0	0	0	
Net Cash from Operations		2,211,312	(449,870)	2,448,988	2,898,858	
Capital Revenues						
Grants, Subsidies and Contributions	11	2,350,882	783,616	461,723	(321,893)	-41%
Proceeds from Disposal of Assets	8	320,000	83,182	83,182	0	0%
Total Capital Revenues		2,670,882	866,798	544,905	(321,892)	
Capital Expenses						
Land and Buildings	13	(1,808,796)	(631,500)	(1,162,204)	(530,704)	-84%
Infrastructure - Roads	13	(2,809,668)	(936,540)	(36,555)	899,985	96%
Infrastructure - Others	13	(2,251,236)	(759,796)	(171,771)	588,025	77%
Infrastructure - Airport	13	(895,554)	(298,504)	(10,485)	288,019	96%
Plant and Equipment	13	(921,065)	(297,612)	(164,793)	132,819	45%
Furniture and Equipment	13	(368,229)	(94,164)	(123,883)	(29,719)	-32%
Work in Progress	13	0	0	0	0	
Total Capital Expenditure		(9,054,548)	(3,018,116)	(1,669,692)	1,348,424	
Net Cash from Capital Activities		(6,383,666)	(2,151,318)	(1,124,787)	1,026,532	
Financing						
Repayment of Debentures	10	(264,746)	(105,391)	(105,391)	0	
Proceeds from new debentures	10	650,000	650,000	650,000	0	
Transfers to cash backed reserves (restricted)	7	(860,551)	(28,773)	(28,773)	0	0%
Transfers from cash backed reserves	7	2,287,709	0	0	0	
Net Cash from Financing Activities		1,812,412	515,837	515,837	0	
Net Operations, Capital and Financing		(2,359,942)	(2,085,351)	1,840,038	3,925,390	
Opening Funding Surplus(Deficit)	3	5,449,027	5,449,027	5,781,626	332,599	6%
Closing Funding Surplus(Deficit)	3	3,089,085	3,363,676	7,621,663	4,257,989	

Indicates a variance between Year to Date (YTD) Budget and YTD Actual data as per the adopted materiality threshold.
Refer to Note 2 for an explanation of the reasons for the variance.

This statement is to be read in conjunction with the accompanying Financial Statements and notes.

SHIRE OF WILUNA
STATEMENT OF FINANCIAL POSITION
31-October-2018

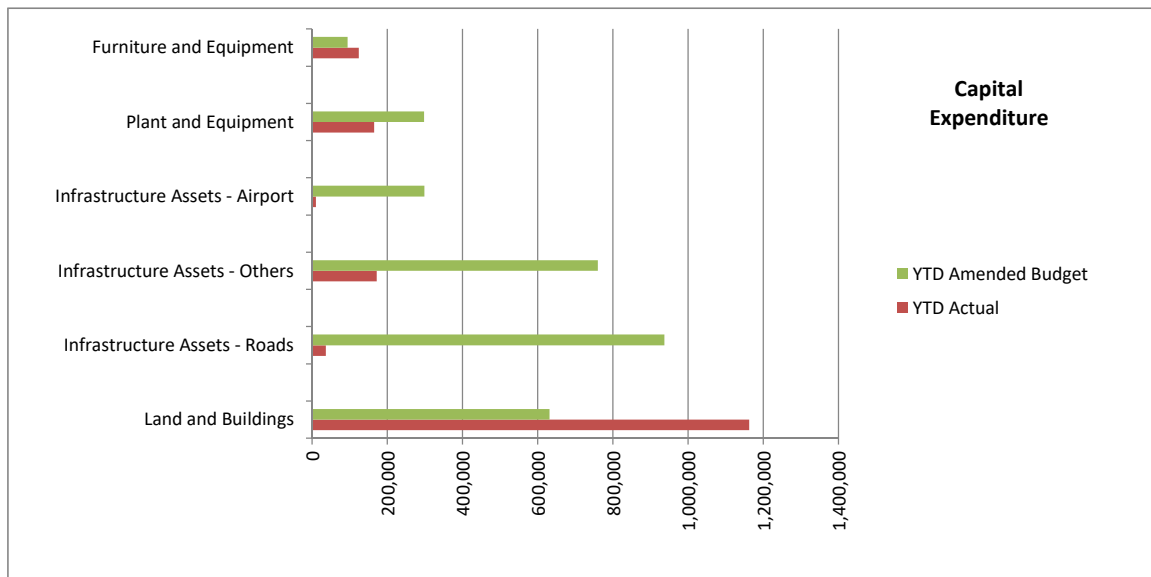
	Note	2018/2019	2017/2018
CURRENT ASSETS			
Cash at Bank and On Hand	4	12,144,350	12,618,251
Rates Outstanding		1,110,929	77,268
Sundry Debtors		897,930	216,664
Gst Receivable		104,043	228,903
Accrued Income/Payments In Advance		0	0
Stocks on Hand		26,157	15,845
TOTAL CURRENT ASSETS		14,283,409	13,156,931
CURRENT LIABILITIES			
Sundry Creditors		525,128	856,612
Accrued Interest on loans		0	24,974
Accrued Salaries & Wages		0	27,485
GST Payable		6,211	19,725
Accrued Expenses		0	423,430
Other current liabilities		87,723	63,852
Loan Liability (Current)		148,440	253,831
Provision For Annual Leave		123,716	123,716
Provision For Long Service Leave (Curre		40,413	40,413
TOTAL CURRENT LIABILITIES		931,632	1,834,038
NET CURRENT ASSETS		13,351,778	11,322,893
NON-CURRENT ASSETS			
Land & Buildings		20,259,138	19,096,934
Accumulated Depreciation Land & Building		(342,397)	(232,873)
Furniture & Equipment		530,307	406,423
Accumulated Depreciation Furniture&Equip		(77,169)	(50,145)
Plant & Equipment		1,445,477	1,366,045
Accumulated Depreciation Plant & Equip		(340,550)	(287,713)
Roads		46,637,779	46,601,224
Accumulated Depreciation Roads		(678,442)	0
Airport		5,623,079	5,612,594
Accumulated Depreciation Airport		(75,776)	0
Other Infrastructure		3,029,740	2,857,969
Accumulated Depreciation Other Infrastru		(69,107)	(120)
Work in Progress - Buildings		0	0
Work in Progress -Other Infrastructures		0	0
TOTAL NON-CURRENT ASSETS		75,942,078	75,370,340
NON-CURRENT LIABILITIES			
Loan Liability (Non Current)		3,729,231	3,079,231
Provision For Long Service Leave (Non Current)		61,557	61,557
TOTAL NON-CURRENT LIABILITIES		3,790,788	3,140,788
NET ASSETS		85,503,068	83,552,445
EQUITY			
Accumulated Surplus		26,025,280	24,158,112
Revaluation Surplus-Land & Buildings		4,223,618	4,223,618
Revaluation Surplus-Furniture & Equipment		103,228	103,228
Revaluation Surplus-Plant & Equipment		641,225	641,225
Revaluation Surplus - Infrastructure Road		42,159,899	42,159,899
Revaluation Surplus-Infrastructure Airport		4,759,121	4,759,121
Revaluation Surplus-Infrastructure Others		1,712,143	1,712,143
Reserve - Asset Replacement		2,863,680	2,848,947
Reserve - Computer	7	106,759	106,210
Reserve - Airport	7	1,147,545	1,141,641
Reserve - Leave	7	180,029	179,102
Reserve - Wiluna Telecentre	7	16,771	16,685
Reserve - Caravan Park	7	46,291	46,053
Reserve - Heritage and Interpretive Centre	7	346,089	344,308
Reserve - Unspent Grants and Contributions	7	250,959	250,959
Reserve - Community Development	7	251,293	250,000
Reserve - Plant Replacement	7	614,354	611,193
Reserve - Community Development	7	54,785	0
TOTAL EQUITY		85,503,068	83,552,445

SHIRE OF WILUNA
STATEMENT OF CAPITAL ACQUISITIONS AND CAPITAL FUNDING
For the Period Ended 31 October 2018

Capital Acquisitions	Note	YTD Actual Total	YTD 31 10 2018 YTD Budget	Annual Budget	Variance
		\$	\$	\$	\$
Land and Buildings	13	1,162,204	631,500	1,894,516	530,704
Infrastructure Assets - Roads	13	36,555	936,540	2,809,668	(899,985)
Infrastructure Assets - Others	13	171,771	759,796	2,279,436	(588,025)
Infrastructure Assets - Airport	13	10,485	298,504	895,554	(288,019)
Plant and Equipment	13	164,793	297,612	892,865	(132,819)
Furniture and Equipment	13	123,883	94,164	282,509	29,719
Capital Acquisitions Total		1,669,692	3,018,116	9,054,548	(1,348,424)

Funded By:

Capital Grants and Contributions	461,723	783,616	2,350,881	(321,893)
Borrowings	0	0	650,000	0
Other (Disposals & C/Fwd)	0	0	320,000	0
Own Source Funding - Cash Backed Reserves	0	2,287,709	2,287,709	(2,287,709)
Total Own Source Funding - Cash Backed Reserves				(2,287,709)
Own Source Funding - Operations	1,207,969	3,445,957	5,784,221	(2,237,988)
Capital Funding Total	1,669,692	6,517,282	11,392,811	(7,135,299)



SHIRE OF WILUNA
STATEMENT OF BUDGET AMENDMENTS
(Statutory Reporting Program)
For the Period Ended 31 October 2018

	Adopted Budget	Adopted Budget Amendments (Note 5)	Adopted Annual Budget	Adopted YTD Budget (a)
Operating Revenues	\$	\$	\$	\$
Governance	20,971	-	20,971	6,985
General Purpose Funding - Rates	4,731,751	-	4,731,751	1,577,232
General Purpose Funding - Other	1,429,588	-	1,429,588	476,508
Law, Order and Public Safety	16,120	-	16,120	5,368
Health	200	-	200	64
Education and Welfare	-	-	-	0
Housing	4,500	-	4,500	1,500
Community Amenities	80,260	-	80,260	26,744
Recreation and Culture	197,950	-	197,950	65,960
Transport	10,766,290	-	10,766,290	3,505,428
Economic Services	45,500	-	45,500	15,160
Other Property and Services	35,220	-	35,220	11,732
Total Operating Revenue	17,328,350	-	17,328,350	5,692,681
Operating Expense				
Governance	(2,144,522)	-	(2,144,522)	(722,387)
General Purpose Funding	(316,231)	-	(316,231)	(105,396)
Law, Order and Public Safety	(195,753)	-	(195,753)	(70,140)
Health	(82,111)	-	(82,111)	(27,356)
Education and Welfare	(59,476)	-	(59,476)	(19,816)
Housing	(529,836)	-	(529,836)	(184,086)
Community Amenities	(598,157)	-	(598,157)	(212,993)
Recreation and Culture	(1,984,504)	-	(1,984,504)	(679,238)
Transport	(14,627,689)	-	(14,627,689)	(4,851,473)
Economic Services	(536,766)	-	(536,766)	(179,561)
Other Property and Services	(31,324)	-	(31,324)	(78,759)
Total Operating Expenditure	(21,106,369)	-	(21,106,369)	(7,131,205)
Funding Balance Adjustments				
Add back Depreciation	2,792,300	-	2,792,300	930,708
Adjust (Profit)/Loss on Asset Disposal	57,946	-	57,946	57,946
Loss on revaluation of non-current assets	50,000	-	50,000	0
Net Cash from Operations	(877,773)	-	(877,773)	(449,870)
Capital Revenues				
Grants, Subsidies and Contributions	2,350,882	-	2,350,882	783,616
Proceeds from Disposal of Assets	320,000	-	320,000	83,182
Total Capital Revenues	2,670,882	-	2,670,882	866,798
Capital Expenses				
Land and Buildings	(1,808,796)	-	(1,808,796)	(631,500)
Infrastructure - Roads	(2,809,668)	-	(2,809,668)	(936,540)
Infrastructure - Others	(2,251,236)	-	(2,251,236)	(759,796)
Infrastructure - Airport	(895,554)	-	(895,554)	(298,504)
Plant and Equipment	(921,065)	-	(921,065)	(297,612)
Furniture and Equipment	(368,229)	-	(368,229)	(94,164)
Total Capital Expenditure	(9,054,548)	-	(9,054,548)	(3,018,116)
Net Cash from Capital Activities	(6,383,666)	-	(6,383,666)	(2,151,318)
Financing				
Repayment of Debentures	(264,746)	-	(264,746)	0
Proceeds from new debentures	650,000	-	650,000	(105,391)
Transfers to cash backed reserves (restricted assets)	(860,551)	-	(860,551)	(28,773)
Transfers from cash backed reserves (restricted assets)	2,287,709	-	2,287,709	
Net Cash from Financing Activities	1,812,412	-	1,812,412	(134,163)
Net Operations, Capital and Financing	(5,449,027)	-	(5,449,027)	(2,735,351)
Opening Funding Surplus(Deficit)	5,449,027	-	5,449,027	5,449,027
Closing Funding Surplus(Deficit)	(0)	-	(0)	2,713,676

Indicates a variance between Year to Date (YTD) Budget and YTD Actual data as per the adopted materiality threshold.

SHIRE OF WILUNA
NOTES TO THE STATEMENT OF FINANCIAL ACTIVITY
For the Period Ended 31 October 2018

1. SIGNIFICANT ACCOUNTING POLICIES

(a) Basis of Accounting

This statement comprises a special purpose financial report which has been prepared in accordance with Australian Accounting Standards (as they apply to local governments and not-for-profit entities), Australian Accounting Interpretations, other authoritative pronouncements of the Australian Accounting Standards Board, the Local Government Act 1995 and accompanying regulations. Material accounting policies which have been adopted in the preparation of this statement are presented below and have been consistently applied unless stated otherwise.

Except for cash flow and rate setting information, the report has also been prepared on the accrual basis and is based on historical costs, modified, where applicable, by the measurement at fair value of selected non-current assets, financial assets and liabilities.

Critical Accounting Estimates

The preparation of a financial report in conformity with Australian Accounting Standards requires management to make judgements, estimates and assumptions that effect the application of policies and reported amounts of assets and liabilities, income and expenses.

The estimates and associated assumptions are based on historical experience and various other factors that are believed to be reasonable under the circumstances; the results of which form the basis of making the judgements about carrying values of assets and liabilities that are not readily apparent from other sources. Actual results may differ from these estimates.

(b) The Local Government Reporting Entity

All Funds through which the Council controls resources to carry on its functions have been included in this statement.

In the process of reporting on the local government as a single unit, all transactions and balances between those funds (for example, loans and transfers between Funds) have been eliminated.

All monies held in the Trust Fund are excluded from the statement, but a separate statement of those monies appears at Note 12.

(c) Rounding Off Figures

All figures shown in this statement are rounded to the nearest dollar.

(d) Rates, Grants, Donations and Other Contributions

Rates, grants, donations and other contributions are recognised as revenues when the local government obtains control over the assets comprising the contributions. Control over assets acquired from rates is obtained at the commencement of the rating period or, where earlier, upon receipt of the rates.

(e) Goods and Services Tax

Revenues, expenses and assets are recognised net of the amount of GST, except where the amount of GST incurred is not recoverable from the Australian Taxation Office (ATO).

Receivables and payables are stated inclusive of GST receivable or payable.

The net amount of GST recoverable from, or payable to, the ATO is included with receivables or payables in the statement of financial position.

Cash flows are presented on a gross basis. The GST components of cash flows arising from investing or financing activities which are recoverable from, or payable to, the ATO are presented as operating cash flows.

(f) Cash and Cash Equivalents

Cash and cash equivalents include cash on hand, cash at bank, deposits available on demand with banks and other short term highly liquid investments that are readily convertible to known amounts of cash and which are subject to an insignificant risk of changes in value and bank overdrafts.

Bank overdrafts are reported as short term borrowings in current liabilities in the statement of financial position.

29

SHIRE OF WILUNA
NOTES TO THE STATEMENT OF FINANCIAL ACTIVITY
For the Period Ended 31 October 2018

1. SIGNIFICANT ACCOUNTING POLICIES (Continued)

(g) Trade and Other Receivables

Trade and other receivables include amounts due from ratepayers for unpaid rates and service charges and other amounts due from third parties for goods sold and services performed in the ordinary course of business.

Receivables expected to be collected within 12 months of the end of the reporting period are classified as current assets. All other receivables are classified as non-current assets.

Collectability of trade and other receivables is reviewed on an ongoing basis. Debts that are known to be uncollectible are written off when identified. An allowance for doubtful debts is raised when there is objective evidence that they will not be collectible.

(h) Inventories

General

Inventories are measured at the lower of cost and net realisable value.

Net realisable value is the estimated selling price in the ordinary course of business less the estimated costs of completion and the estimated costs necessary to make the sale.

Land Held for Resale

Land held for development and sale is valued at the lower of cost and net realisable value. Cost includes the cost of acquisition, development, borrowing costs and holding costs until completion of development. Finance costs and holding charges incurred after development is completed are expensed.

Gains and losses are recognised in profit or loss at the time of signing an unconditional contract of sale if significant risks and rewards, and effective control over the land, are passed on to the buyer at this point.

Land held for sale is classified as current except where it is held as non-current based on Council's intentions to release for sale.

(i) Fixed Assets

All assets are initially recognised at cost. Cost is determined as the fair value of the assets given as consideration plus costs incidental to the acquisition. For assets acquired at no cost or for nominal consideration, cost is determined as fair value at the date of acquisition. The cost of non-current assets constructed by the local government includes the cost of all materials used in the construction, direct labour on the project and an appropriate proportion of variable and fixed overhead.

Certain asset classes may be revalued on a regular basis such that the carrying values are not materially different from fair value. Assets carried at fair value are to be revalued with sufficient regularity to ensure the carrying amount does not differ materially from that determined using fair value at reporting date.

(j) Depreciation of Non-Current Assets

All non-current assets having a limited useful life are systematically depreciated over their useful lives in a manner which reflects the consumption of the future economic benefits embodied in those assets.

Depreciation is recognised on a straight-line basis, using rates which are reviewed each reporting period. Major depreciation rates and periods are:

SHIRE OF WILUNA
NOTES TO THE STATEMENT OF FINANCIAL ACTIVITY
For the Period Ended 31 October 2018

1. SIGNIFICANT ACCOUNTING POLICIES (Continued)

Buildings	30 to 50 years
Furniture and Equipment	4 to 10 years
Plant and Equipment	2 to 15 years
Sealed roads and streets	
formation	not depreciated
pavement	50 years
seal	
- bituminous seals	20 years
- asphalt surfaces	25 years
Gravel roads	
formation	not depreciated
pavement	50 years
gravel sheet	12 years
Formed roads	
formation	not depreciated
pavement	50 years
Footpaths - slab	20 years
Sewerage piping	100 years
Water supply piping & drainage systems	75 years

(k) Trade and Other Payables

Trade and other payables represent liabilities for goods and services provided to the Council prior to the end of the financial year that are unpaid and arise when the Council becomes obliged to make future payments in respect of the purchase of these goods and services. The amounts are unsecured, are recognised as a current liability and are normally paid within 30 days of recognition.

(l) Employee Benefits

The provisions for employee benefits relates to amounts expected to be paid for long service leave, annual leave, wages and salaries and are calculated as follows:

(i) Wages, Salaries, Annual Leave and Long Service Leave (Short-term Benefits)

The provision for employees' benefits to wages, salaries, annual leave and long service leave expected to be settled within 12 months represents the amount the Shire has a present obligation to pay resulting from employees services provided to balance date. The provision has been calculated at nominal amounts based on remuneration rates the Shire expects to pay and includes related on-costs.

(ii) Annual Leave and Long Service Leave (Long-term Benefits)

The liability for long service leave is recognised in the provision for employee benefits and measured as the present value of expected future payments to be made in respect of services provided by employees up to the reporting date using the project unit credit method. Consideration is given to expected future wage and salary levels, experience of employee departures and periods of service. Expected future payments are discounted using market yields at the reporting date on national government bonds with terms to maturity and currency that match as closely as possible, the estimated future cash outflows. Where the Shire does not have the unconditional right to defer settlement beyond 12 months, the liability is recognised as a current liability.

(m) Interest-bearing Loans and Borrowings

All loans and borrowings are initially recognised at the fair value of the consideration received less directly attributable transaction costs.

After initial recognition, interest-bearing loans and borrowings are subsequently measured at amortised cost using the effective interest method. Fees paid on the establishment of loan facilities that are yield related are included as part of the carrying amount of the loans and borrowings.

Borrowings are classified as current liabilities unless the Council has an unconditional right to defer settlement of the liability for at least 12 months after the balance sheet date.

Borrowing Costs

Borrowing costs are recognised as an expense when incurred except where they are directly attributable to the acquisition, construction or production of a qualifying asset. Where this is the case, they are capitalised as part of the cost of the particular asset.

SHIRE OF WILUNA
NOTES TO THE STATEMENT OF FINANCIAL ACTIVITY
For the Period Ended 31 October 2018

1. SIGNIFICANT ACCOUNTING POLICIES (Continued)

(n) Provisions

Provisions are recognised when: The council has a present legal or constructive obligation as a result of past events; it is more likely than not that an outflow of resources will be required to settle the obligation; and the amount has been reliably estimated. Provisions are not recognised for future operating losses.

Where there are a number of similar obligations, the likelihood that an outflow will be required in settlement is determined by considering the class of obligations as a whole. A provision is recognised even if the likelihood of an outflow with respect to any one of item included in the same class of obligations may be small.

(o) Current and Non-Current Classification

In the determination of whether an asset or liability is current or non-current, consideration is given to the time when each asset or liability is expected to be settled. The asset or liability is classified as current if it is expected to be settled within the next 12 months, being the Council's operational cycle. In the case of liabilities where Council does not have the unconditional right to defer settlement beyond 12 months, such as vested long service leave, the liability is classified as current even if not expected to be settled within the next 12 months. Inventories held for trading are classified as current even if not expected to be realised in the next 12 months except for land held for resale where it is held as non current based on Council's intentions to release for sale.

(p) Nature or Type Classifications

Rates

All rates levied under the Local Government Act 1995. Includes general, differential, specific area rates, minimum rates, interim rates, back rates, ex-gratia rates, less discounts offered. Exclude administration fees, interest on instalments, interest on arrears and service charges.

Operating Grants, Subsidies and Contributions

Refer to all amounts received as grants, subsidies and contributions that are not non-operating grants.

Non-Operating Grants, Subsidies and Contributions

Amounts received specifically for the acquisition, construction of new or the upgrading of non-current assets paid to a local government, irrespective of whether these amounts are received as capital grants, subsidies, contributions or donations.

Profit on Asset Disposal

Profit on the disposal of assets including gains on the disposal of long term investments. Losses are disclosed under the expenditure classifications.

Fees and Charges

Revenues (other than service charges) from the use of facilities and charges made for local government services, sewerage rates, rentals, hire charges, fee for service, photocopying charges, licences, sale of goods or information, fines, penalties and administration fees. Local governments may wish to disclose more detail such as rubbish collection fees, rental of property, fines and penalties, other fees and charges.

Service Charges

Service charges imposed under Division 6 of Part 6 of the Local Government Act 1995. Regulation 54 of the Local Government (Financial Management) Regulations 1996 identifies the These are television and radio broadcasting, underground electricity and neighbourhood surveillance services. Exclude rubbish removal charges. Interest and other items of a similar nature received from bank and investment accounts, interest on rate instalments, interest on rate arrears and interest on debtors.

Interest Earnings

Interest and other items of a similar nature received from bank and investment accounts, interest on rate instalments, interest on rate arrears and interest on debtors.

SHIRE OF WILUNA
NOTES TO THE STATEMENT OF FINANCIAL ACTIVITY
For the Period Ended 31 October 2018

1. SIGNIFICANT ACCOUNTING POLICIES (Continued)

Interest Earnings

Interest and other items of a similar nature received from bank and investment accounts, interest on rate instalments, interest on rate arrears and interest on debtors.

Other Revenue / Income

Other revenue, which can not be classified under the above headings, includes dividends, discounts, rebates etc.

Employee Costs

All costs associate with the employment of person such as salaries, wages, allowances, benefits such as vehicle and housing, superannuation, employment expenses, removal expenses, relocation expenses, worker's compensation insurance, training costs, conferences, safety expenses, medical examinations, fringe benefit tax, etc.

Materials and Contracts

All expenditures on materials, supplies and contracts not classified under other headings. These include supply of goods and materials, legal expenses, consultancy, maintenance agreements, communication expenses, advertising expenses, membership, periodicals, publications, hire expenses, rental, leases, postage and freight etc. Local governments may wish to disclose more detail such as contract services, consultancy, information technology, rental or lease expenditures.

Utilities (Gas, Electricity, Water, etc.)

Expenditures made to the respective agencies for the provision of power, gas or water. Exclude expenditures incurred for the reinstatement of roadwork on behalf of these agencies.

Insurance

All insurance other than worker's compensation and health benefit insurance included as a cost of employment.

Loss on asset disposal

Loss on the disposal of fixed assets.

Depreciation on non-current assets

Depreciation expense raised on all classes of assets.

Interest expenses

Interest and other costs of finance paid, including costs of finance for loan debentures, overdraft accommodation and refinancing expenses.

Other expenditure

Statutory fees, taxes, provision for bad debts, member's fees or levies including WA Fire Brigade Levy and State taxes. Donations and subsidies made to community groups.

(q) Statement of Objectives

Council has adopted a 'Plan for the future' comprising a Strategic Community Plan and Corporate Business Plan to provide the long term community vision, aspirations and objectives.

Based upon feedback received from the community the vision of the Shire is:
"A proud, green, go-ahead and healthy Wiluna"

The Strategic Community Plan defines the key objectives of the Shire as:
"Working together to enhance our future through good governance"

SHIRE OF WILUNA
NOTES TO THE STATEMENT OF FINANCIAL ACTIVITY
For the Period Ended 31 October 2018

1. SIGNIFICANT ACCOUNTING POLICIES (Continued)

(r) Reporting Programs

Council operations as disclosed in this statement encompass the following service orientated activities/programs:

GOVERNANCE

Expenses associated with provision of services to members of council and elections and the administrative support available to the council for the provision of governance of the district. Costs reported as administrative expenses are redistributed in accordance with the principle of activity based costing (ABC).

GENERAL PURPOSE FUNDING

Rates and associated revenues, general purpose government grants, interest revenue and other miscellaneous revenues. The costs associated with raising the above revenues, e.g. valuation expense debt collection and overheads.

LAW, ORDER, PUBLIC SAFETY

Supervision and enforcement of Local Laws, fire prevention, animal control, provision of ranger services and other aspects of public safety including emergency services.

HEALTH

Health inspection services, food quality control, mosquito and pest control and waste disposal compliance.

EDUCATION AND WELFARE

Provision and development of community service programmes, including training and disability requirements.

HOUSING

Provision and maintenance of housing accommodation for employees.

COMMUNITY AMENITIES

Sanitation, sewerage, protection of the environment, public conveniences, cemeteries, rubbish collection services, operation of rubbish disposal sites, litter control, and administration of town planning schemes.

RECREATION AND CULTURE

Provision and maintenance of public halls, civic centres, aquatic centre, recreation centres, and various sporting facilities. Provision and maintenance of parks, gardens, and playgrounds. Operation of library, art centre and other cultural facilities.

TRANSPORT

Construction and maintenance of roads, footpaths, depots, traffic control, cleaning of streets, and maintenance of street trees, streetlighting and etc.

ECONOMIC SERVICES

Tourism and area promotion, provision of rural services including weed control and vermin control. Building control and economic development facilities.

OTHER PROPERTY & SERVICES

Plant works, plant overheads and stock of materials, private works operations

SHIRE OF WILUNA
NOTES TO THE STATEMENT OF FINANCIAL ACTIVITY
For the Period Ended 31 October 2018

Note 2: EXPLANATION OF MATERIAL VARIANCES

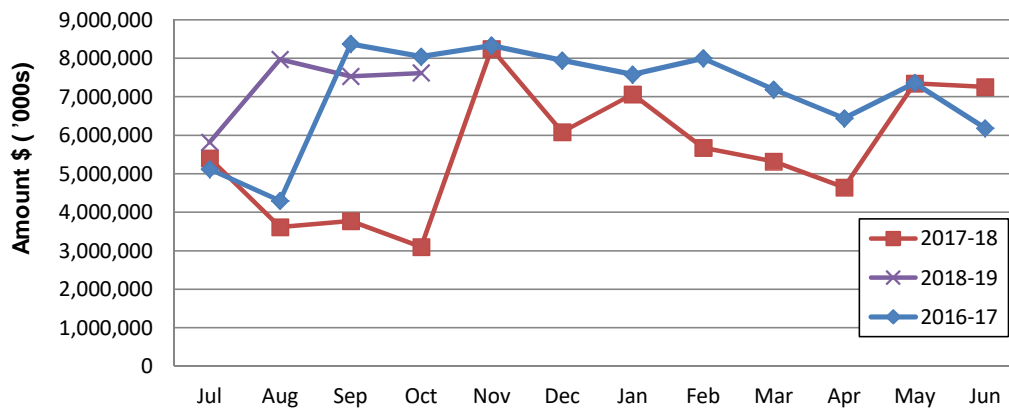
Reporting Program	Var. \$	Var. %	Timing/ Permanent	Explanation of Variance
Operating Revenues	\$	%		
General Purpose Funding	3,309,107	214%		
Governance	(3,785)	-54%		Not Significant or Budget timing only.
Law, Order and Public Safety	(3,325)	-62%		Not Significant or Budget timing only.
Health	(64)	-100%		Not Significant or Budget timing only.
Education and Welfare	0			
Housing	13,127	875%		Relates to insurance claim
Community Amenities	41,460	155%		Not Significant or Budget timing only.
Recreation and Culture	50,311	76%		Grants Budget timing
Transport	(2,650,468)	-76%		Grants Budget timing
Economic Services	(3,137)	-21%		Not Significant or Budget timing only.
Other Property and Services	(9,866)	-84%		Not Significant or Budget timing only.
Operating Expense				
General Purpose Funding	(35,869)	-34%		
Governance	51,722	7%		Not Significant or Budget timing only.
Law, Order and Public Safety	16,220	23%		Not Significant or Budget timing only.
Health	8,924	33%		Not Significant or Budget timing only.
Education and Welfare	16,640	84%		Not Significant or Budget timing only.
Housing	(59,607)	0%		Not Significant or Budget timing only.
Community Amenities	13,204	6%		Not Significant or Budget timing only.
Recreation and Culture	29,122	4%		Not Significant or Budget timing only.
Transport	1,749,812	36%		Flood repair awaiting start & change in depreciation methods
Economic Services	86,873	48%		Not Significant or Budget timing only.
Other Property and Services	68,253	87%		Allocations and Employee cost less than YTD budget
Capital Revenues				
Grants, Subsidies and Contributions	(321,893)	-41%		Early Grant Received
Proceeds from Disposal of Assets	0	0%		
Capital Expenses				
Land and Buildings	(530,704)	-84%		New Admin Building Budget timing
Infrastructure - Roads	899,985	96%		Not Significant or Budget timing only.
Infrastructure - Others	588,025	77%		Not Significant or Budget timing only.
Infrastructure - Airport	288,019	96%		Not Significant or Budget timing only.
Plant and Equipment	132,819	45%		Not Significant or Budget timing only.
Furniture and Equipment	(29,719)	-32%		Not Significant or Budget timing only.
Financing				
Loan Principal	0	0%		Not Significant or Budget timing only.

SHIRE OF WILUNA
NOTES TO THE STATEMENT OF FINANCIAL ACTIVITY
For the Period Ended 31 October 2018

Note 3: NET CURRENT FUNDING POSITION

		Positive=Surplus (Negative=Deficit)		
		YTD 31 Oct 2018	Budget 30 June 2018	Actual 30 June 2018
		\$	\$	\$
Current Assets				
Cash Unrestricted	4	6,265,796	1,367,469	6,823,153
Cash Restricted - Reserves Equity	4	5,878,554	4,371,015	5,795,098
Receivables - Rates	6	1,110,929	262,279	77,268
Receivables -Other	6	897,930	0	216,664
Interest / ATO Receivable/Accrual		104,043	0	228,903
Inventories		26,157	17,500	15,845
		14,283,409	6,018,263	13,156,931
Less: Current Liabilities				
Payables		(767,503)	(1,663,494)	(1,669,909)
Provisions		(164,129)	(248,500)	(164,129)
		(931,632)	(1,911,994)	(1,834,038)
Less: Cash Reserves	7	(5,878,554)	(4,371,015)	(5,795,098)
Secured by floating charge		148,440	264,746	253,831
Net Current Funding Position		7,621,663	0	5,781,626

Note 3 - Liquidity Over the Year



Comments - Net Current Funding Position

SHIRE OF WILUNA
NOTES TO THE STATEMENT OF FINANCIAL ACTIVITY
For the Period Ended 31 October 2018

Note 4: CASH AND INVESTMENTS

		Interest Rate	Municipal Unrestricted \$	Reserves Restricted \$	Total Amount \$
(a) Municipal Account					
A030100	Municipal Cash at Bank		12,530		12,530
A030103	Municipal Investment #2 - Call Deposit		153,997		153,997
A030114	AMP Bank TD (Muni)		1,000,000		1,000,000
A030128	Bank of China TD - Curve Sercurities - Muni		0		0
A030132	Commonwealth Bank of Australia TD - Muni		17,286		17,286
A030133	Commonwealth Bank of Australia TD - Muni		1,501,868		1,501,868
A030134	Bank of China TD - Reserve		1,000,000		1,000,000
A030135	Bankwest TD (Muni)		1,506,367		1,506,367
A030136	Bankwest TD (Muni) 2		423,747		423,747
(b) Investment 10					
A030104	Reserve Investment #3 - Call deposit			2,249	2,249
A030113	NAB TD 3 - Curve Sercurities - Reserve			960,000	960,000
A030117	Westpac TD - Curve Securities - Reserve			1,680,000	1,680,000
A030118	ME Bank TD - Reserve			2,000,000	2,000,000
A030129	Bank of Queensland TD - Muni			1,236,305	1,236,305
Total			6,265,796	5,878,554	12,144,350

SHIRE OF WILUNA
NOTES TO THE STATEMENT OF FINANCIAL ACTIVITY
For the Period Ended 31 October 2018

Note 5: BUDGET AMENDMENTS

Amendments to original budget since budget adoption. Surplus/(Deficit)

GL Account Code	Description	Council Resolution	Classification	Non Cash Adjustment	Increase in Available Cash	Decrease in Available Cash	Amended Budget Running Balance
	Budget Adoption Permanent Changes		Opening Surplus	\$	\$	\$	\$ 0
				0	0	-	0

SHIRE OF WILUNA
NOTES TO THE STATEMENT OF FINANCIAL ACTIVITY
For the Period Ended 31 October 2018

Note 6: RECEIVABLES

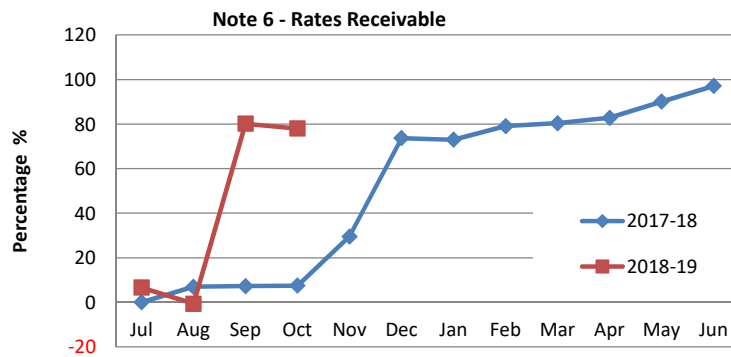
Receivables - Rates Receivable

Opening Arrears Previous Years
 Levied this year and adjustments
Less Collections to date
 Equals Current Outstanding

Net Rates Collectable

% Collected

YTD 31 Oct 2018	YTD Previous FY
\$	\$
103,236	101,747
4,950,924	4,342,861
(3,943,231)	(4,341,372)
1,110,929	103,236
1,110,929	103,236
78.02%	97.68%



Comments/Notes - Receivables Rates

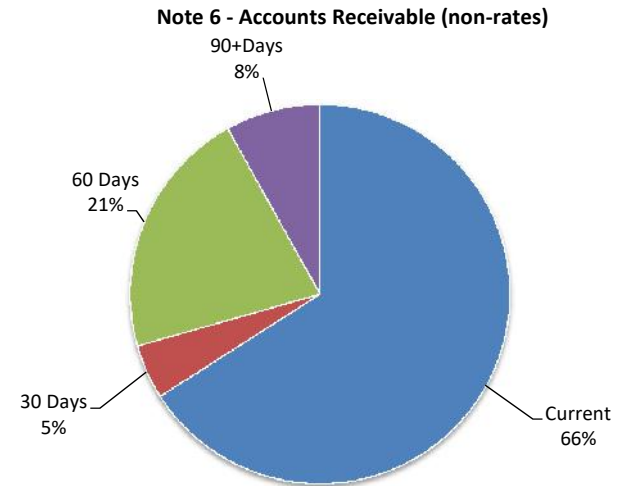
Receivables - General

	Current	30 Days	60 Days	90+Days
	\$	\$	\$	\$
Receivables - General	595,467	42,082	192,470	73,132

Total Receivables General Outstanding

903,151

Amounts shown above include GST (where applicable)



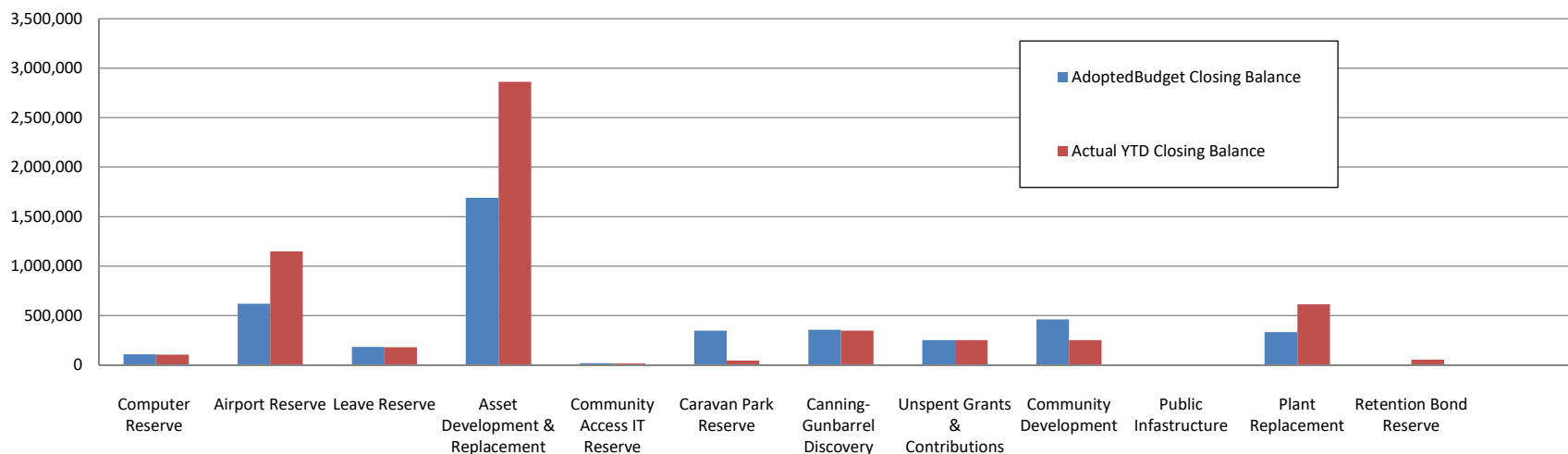
Comments/Notes - Receivables General

SHIRE OF WILUNA
NOTES TO THE STATEMENT OF FINANCIAL ACTIVITY
For the Period Ended 31 October 2018

Note 7: Cash Backed Reserve

2018-19		Adopted Budget Interest Earned	Actual Interest Earned	Adopted Budget Transfers In (+)	Actual Transfers In (+)	Adopted Budget Transfers Out (-)	Actual Transfers Out (-)	Transfer out Reference	Adopted Budget Closing Balance	Actual YTD Closing Balance
Name	Opening Balance									
Computer Reserve	\$ 106,210	\$ 3,080	\$ 549	\$ -	\$ -	\$ -	\$ -		\$ 109,290	\$ 106,759
Airport Reserve	1,141,641	29,582	5,904	15,000		(567,777)	-		618,446	1,147,545
Leave Reserve	179,102	5,194	926	-			-		184,296	180,029
Asset Development & Replacement Reserve	2,848,947	80,869	14,733	139,311		(1,379,932)			1,689,195	2,863,680
Community Access IT Reserve	16,685	490	86	-					17,175	16,771
Caravan Park Reserve	46,053	1,330	238	300,000					347,383	46,291
Canning-Gunbarrel Discovery Centre	344,308	12,880	1,781	-					357,188	346,089
Unspent Grants & Contributions	250,959	0	-	-					250,959	250,959
Community Development	250,000	3,500	1,293	207,000					460,500	251,293
Public Infrastructure	0	0	-	-					0	0
Plant Replacement	611,193	3,075	3,161	59,240		(340,000)			333,508	614,354
Retention Bond Reserve	0	0	-	-	54,785				0	54,785
	5,795,098	140,000	28,671	720,551	54,785	(2,287,709)	0		4,367,940	5,878,554

Note 7 - Year To Date Reserve Balance to End of Year Estimate



SHIRE OF WILUNA
NOTES TO THE STATEMENT OF FINANCIAL ACTIVITY
For the Period Ended 31 October 2018

Note 8 CAPITAL DISPOSALS

Actual YTD Profit/(Loss) of Asset Disposal				Disposals	Comments
Fair Value	Accum Depr	Proceeds	Profit (Loss)		
\$	\$	\$	\$		
85,361	5,379	83,182	3,200	6011D Plant and Equipment CEO - 2017 Toyota Landcruiser	
85,361	5,379	83,182	3,200		

Comments - Capital Disposal/Replacements

SHIRE OF WILUNA
NOTES TO THE STATEMENT OF FINANCIAL ACTIVITY
For the Period Ended 31 October 2018

Note 9: RATING INFORMATION

RATE TYPE	Budget						Actual				
	Rate in \$	Number of Properties	Rateable Value \$	Rate Revenue \$	Interim Rates \$	Back Rates \$	Total Revenue \$	Rate Revenue \$	Interim Rate \$	Back Rate \$	Total Revenue \$
Differential General Rate											
GRV Wiluna Townsite	9.8335	68	980,128	96,381	0	0	96,381	96,381			96,381
GRV Mining	19.4436	6	6,380,000	1,240,502	0	0	1,240,502	1,240,502			1,240,502
UV Rural/Pastoral	13.2539	28	1,247,492	165,322	0	0	165,322	165,322			165,322
UV Mining	19.9288	210	131,333,285	2,617,306	0	0	2,617,306	2,617,306	278,147	-58,974	2,836,479
UV Exploration & Prospecting Pastoral	24.9689	209	2,052,734	512,545	0	0	512,545	512,545			512,545
Sub-Totals		521	141,993,639	4,632,056	0	0	4,632,056	4,632,056	278,147	-58,974	4,851,229
Minimum Payment	Minimum \$										
GRV Wiluna Townsite	470.00	18	7,838	8,460	0	0	8,460	8,460			8,460
GRV Mining	355.00	3	60	1,065	0	0	1,065	1,065			1,065
UV Rural/Pastoral	355.00	1	1,598	355	0	0	355	355			355
UV Mining	355.00	194	76,524	68,870	0	0	68,870	68,870			68,870
UV Exploration & Prospecting Pastoral	355.00	59	49,564	20,945	0	0	20,945	20,945			20,945
Sub-Totals		275	135,584	99,695	0	0	99,695	99,695	0	0	99,695
Amount from General Rates							4,731,751				4,950,924
Ex-Gratia Rates							4,731,751				4,950,924
Totals							4,731,751				4,950,924

Comments - Rating Information

All land except exempt land in the Shire of Wiluna is rated according to its Gross Rental Value (GRV) in townsites or Unimproved Value (UV) in the remainder of the Shire. The General Rates detailed above for the above 2018/19 financial year have been determined by Council on the basis of raising the revenue required to meet the deficiency between the total estimated expenditure proposed in the budget and the estimated revenue to be received from all sources other than rates and also considering the extent of any increase in rating over the level adopted in the previous year. The minimum rates have been determined by Council on the basis that all ratepayers must make a reasonable contribution to the cost of the Local Government services/facilities. The intention to impose differential rating was advertised on 25 May 2016. Three submissions were received. Council resolved to proceed with differential rates and minimums as advertised (and as per above table).

SHIRE OF WILUNA
NOTES TO THE STATEMENT OF FINANCIAL ACTIVITY
For the Period Ended 31 October 2018

10. INFORMATION ON BORROWINGS

(a) Debenture Repayments

Particulars	Loan No.	Principal 1-Jul-18	New Loans	Principal Repayments		Principal Outstanding		Interest Repayments	
				Actual \$	Amended Budget \$	Actual \$	Amended Budget \$	Actual \$	Amended Budget \$
Recreation & Culture									
Wiluna Recreation Ground Changerooms, Toilets & Kiosk	1	274,430	0	25,086	50,668	249,344	223,762	5,434	11,371
Housing									
New Staff Housing	4	1,400,000	0	11,725	47,576	1,388,275	1,352,424	13,405	59,192
Economic Services									
Canning - Gunbarrel Discovery Centre	2	658,632		60,206	121,603	598,426	537,029	13,041	45,026
Street Scaping	5		650,000		10,915	650,000			12,460
Governance									
Administration Building	3	1,000,000	0	8,375	33,984	991,625	966,016	9,575	42,316
		3,333,062	650,000	105,391	264,746	3,877,671	3,079,231	41,455	170,365

All debenture repayments were financed by general purpose revenue.

No new debentures were raised during the reporting period.

SHIRE OF WILUNA
NOTES TO THE STATEMENT OF FINANCIAL ACTIVITY
For the Period Ended 31 October 2018

Note 11: GRANTS AND CONTRIBUTIONS

Program/Details GL	Grant Provider	Approval	2018-19 Adopted Budget	2018-19 Amended Budget	Variations Additions (Deletions)	Operating	Capital	Recoup Status		Comment
								Received	Not Received	
GENERAL PURPOSE FUNDING		(Y/N)	\$	\$	\$	\$	\$	\$	\$	
Grants Commission - General	WALGGC	Y	797,631	797,631	0	797,631	0	224,991	572,641	Operating
Grants Commission - Roads	WALGGC	Y	365,957	365,957	0	365,957	0	99,035	266,922	Operating
LAW, ORDER, PUBLIC SAFETY										
FESA Grant - Operating Bush Fire Brigade	Dept. of Fire & Emergency Serv.	Y	14,820	14,820	0	14,820	0	1,793	13,027	Operating
EDUCATION AND WELFARE										
Community Resource Centre			0	0	0		0	0	0	Non-Operating
RECREATION AND CULTURE										
Art Gallery Operation Grant	Dept of Reg. Australia, LG, Arts & Spo	Y	145,000	145,000	0	145,000	0	75,227	69,773	Operating
Sports Courts & Cricket Practice Wickets	Dept of Sports and Recreation	Y	0	0	0	0	0	0	0	Non-Operating
Pool Revitalisation Programme	Dept of Sports and Recreation	Y	0	0	0	0	0	0	0	Operating/Non
TRANSPORT										
Regional Road Group 2025 Grant	Regional Road Group	Y	338,000	338,000	0	0	338,000	456,723	(118,723)	Non-Operating
Regional Road Group Grant	Regional Road Group	Y	63,672	63,672	0	0	63,672	0	63,672	Non-Operating
Federal Government Roads to Recovery	Roads to Recovery	Y	1,343,433	1,343,433	0	0	1,343,433	0	1,343,433	Non-Operating
Remote Communities- FAGS	WALGGC	Y	0	0	0	0	0	5,000	(5,000)	Non-Operating
Remote Communities Grant	Mainroads	Y	28,000	28,000	0	0	28,000	0	28,000	Non-Operating
Remote Aboriginal Communities	Mainroads	Y	0	0	0	0	0	0	0	Non-Operating
Direct Regional Grant	Mainroads	Y	118,290	118,290	0	118,290	0	0	118,290	Operating
Flood Damage AGRN743 Grant WANDRRA	Dept of PM	Y	10,000,000	10,000,000	0	10,000,000	0	713,291	9,286,709	Operating
RAAP Grant	Regional Airport Development Schem	Y	0	0	0	0	0	0	0	Non-Operating
Airport Sealing	Regional Airport Development Schem	Y	327,776	327,776	0	0	327,776	0	327,776	Non-Operating
Airport Terminal	Regional Airport Development Schem	Y	0	0	0	0	0	0	0	Non-Operating
ECONOMIC SERVICES										
RV Dump Point			0	0			0	0	0	Non-Operating
Art Gallery Fit Out	Dept of Reg. Australia, LG, Arts & Spo	Y					0	0	0	Non-Operating
OTHER PROPERTY AND SERVICES										
New Admin Bldg	Country Local Government Fund	Y	0	0	0	0	0	0	0	Non-Operating
TOTALS			13,542,579	13,542,579	0	11,441,698	2,100,881	1,576,060	11,966,519	
Operating	Operating		11,441,698	11,441,698				1,114,337		
Non-Operating	Non-operating		2,100,881	2,100,881				461,723		
			<u>13,542,579</u>	<u>13,542,579</u>				<u>1,576,060</u>		

SHIRE OF WILUNA
NOTES TO THE STATEMENT OF FINANCIAL ACTIVITY
For the Period Ended 31 October 2018

Note 12: TRUST FUND

Funds held at balance date over which the Shire has no control and which are not included in this statement are as follows:

Description	Opening Balance 1 Jul 18	Amount Received	Amount Paid	Closing Balance 31-Oct-18
Totals	\$ 11,626	\$ 647	\$ 400	\$ 11,873
	11,626	647	400	11,873

SHIRE OF WILUNA
NOTES TO THE STATEMENT OF FINANCIAL ACTIVITY
For the Period Ended 31 October 2018

Note 13: CAPITAL ACQUISITIONS

		Budget by Asset Class						Budget			Actuals	
Account Number	Description	Land & Buildings	Plant and Equipment	Furniture and Equipmentm	Roads	Airport	Other Infrastructures	Adopted Annual Budget	Amended Annual Budget	Amended YTD Budget	YTD Actual	Variance (Under)/Over
GOVERNANCE												
C040001	Council Chambers Furniture			60,000				60,000	60,000	20,000	2,482	17,518
C142101	CEO Vehicle		282,000					282,000	282,000	94,000	86,663	7,337
	Total Governance	-	282,000	60,000	-	-	-	342,000	342,000	114,000	89,145	24,855
LAW ORDER AND PUBLIC SAFETY												
C052522	Pound Upgrade	-						-	-	-	-	-
	Total Law Order and Public Safety	-	-	-	-	-	-	-	-	-	-	-
EDUCATION AND WELFARE												
	Total Education and Welfare	-	-	-	-	-	-	-	-	-	-	-
HOUSING												
C091109	Club Hotel Units	120,000		30,000				150,000	150,000	50,000	120,979	(70,979)
C091117	13 Woodley St	120,000		30,000				-	-	-	2,343	(2,343)
C091200	Staff Housing 1- 8 Trenton Street	107,980		11,144				119,124	119,124	39,708	89,239	(49,531)
C091201	Staff Housing 2 - 10 Trenton Street	107,980		11,144				119,124	119,124	39,708	97,688	(57,980)
C091203	Staff Housing 3 - 42 Lennon Street	107,980		11,144				119,124	119,124	39,708	93,222	(53,514)
C091204	Staff Housing 4 - 46 Lennon Street	107,980		11,144				119,124	119,124	39,708	95,246	(55,538)
C091205	Staff Housing 5 - 48 Lennon Street	107,980		11,144				119,124	119,124	39,708	94,775	(55,067)
C091206	Land Purchases	180,000						180,000	180,000	60,000	381	59,619
C091185	U5/30 Scotia Street			50,000				50,000	50,000	16,664	1,287	15,377
	Total Housing	959,900	-	165,720	-	-	-	975,620	975,620	325,204	595,161	(269,957)
COMMUNITY AMENITIES												
C107054	Cemetery Improvement						43,000	43,000	43,000	14,332	-	14,332
C107060	Sewerage Works - Replacement of Septic Systems						70,000	70,000	70,000	23,332	1,710	21,622
	Total Community Amenities	-	-	-	-	-	113,000	113,000	113,000	37,664	1,710	35,954
RECREATION AND CULTURE												
C112100	Pool Repairs Upgrade		28,200				30,236	58,436	58,436	19,476	49,561	(30,085)
C112101	Pool Improvements		50,000					50,000	50,000	16,664	28,200	(11,536)
C113132	Wootton Street Playground Equipment						50,000	50,000	50,000	16,664	-	16,664
C113134	New Memorial Park Construction - Design, Landscaping & Flagpoles						150,000	150,000	150,000	50,000	-	50,000
	Total Recreation and Culture	-	78,200	-	-	-	230,236	308,436	308,436	102,804	77,761	25,043
TRANSPORT												
Street and Road Construction:												
C121001	Wongawol Road - Re-Sheeting				507,000			507,000	507,000	169,000	2,071	166,929
C121002	Wongawol Road - Re-Sealing				-			-	-	-	1,600	(1,600)
C121003	Wiluna Sandstone Road - Aboriginal Access				81,906			81,906	81,906	27,300	981	26,319
C121005	Install Water Bores				100,000			100,000	100,000	33,332	-	33,332
C121011	Wiluna North Road				375,000			375,000	375,000	125,000	1,916	123,084
C121012	Various Roads - Flood Stabilising				100,000			100,000	100,000	33,332	-	33,332
C121018	Granite Peak Lake Violet Blackspot				-			-	-	-	2,036	(2,036)
C121024	Depot Improvements				200,000			200,000	200,000	66,664	14,238	52,426
C121025	Road Concrete				-			-	-	-	-	-
C121801	Lake Violet - Granite Peak Road - Reconstruct, Resheet & Verge Clearing				572,090			572,090	572,090	190,696	157	190,539
C121802	Wongawol Road - Princess Ranges Crossing				470,000			470,000	470,000	156,664	11,711	144,953
C121803	Roads Constructions				200,000			200,000	200,000	66,664	-	66,664
C121805	Wiluna North Road - Remote Access Roads				10,000	29		10,000	10,000	3,332	-	3,332
C121806	Yeelerie Road Blackspot				63,672			63,672	63,672	21,224	1,844	19,380
C121807	Verge Clearing - 17/18 carry-over				100,000			100,000	100,000	33,332	-	33,332
C121808	'Clearances, Gravel & Heritage Surveys				30,000			30,000	30,000	10,000	-	10,000
C121810	Signage Upgrade - Rebranding & Directional Signage				-			-	-	-	-	-
	Sub Total	-	-	-	2,809,668	29	-	2,809,668	2,809,668	936,540	36,555	899,985
	Road Plant Purchases											
C123180	Street Sweeper		200,000					200,000	200,000	66,664	-	66,664
C123182	Skid Steer Diamond Head Attachment		15,000					15,000	15,000	5,000	-	5,000

SHIRE OF WILUNA
NOTES TO THE STATEMENT OF FINANCIAL ACTIVITY
For the Period Ended 31 October 2018

Note 13: CAPITAL ACQUISITIONS

		Budget by Asset Class						Budget			Actuals	
Account Number	Description	Land & Buildings	Plant and Equipment	Furniture and Equipmemt	Roads	Airport	Other Infrastructures	Adopted Annual Budget	Amended Annual Budget	Amended YTD Budget	YTD Actual	Variance (Under)/Over
C123183	Ride-On Mower (with Catcher)		33,000					33,000	33,000	11,000	-	11,000
C123186	Rubbish Truck		150,000					150,000	150,000	50,000	-	50,000
C123188	5.2 Tonne Bob Cat Excavator with front blades, bucket, attachments & Trailer		40,000					40,000	40,000	13,332	-	13,332
C123198	Mobile Portable Toilet Block		100,000					100,000	100,000	33,332	-	33,332
	<i>Sub Total</i>	-	538,000	-	-	-	-	538,000	538,000	179,328	-	179,328
	Airport											
C126264	Airport Terminal					-		-	-	-	-	-
C126271	Terminal Design					25,000		25,000	25,000	8,332	-	8,332
C126272	Runway Fogging & Seal Repairs (Incl. Engineer)					175,380		175,380	175,380	58,460	-	58,460
C126273	CCTV & Airside Access Control					19,674		19,674	19,674	6,556	-	6,556
C126274	Perimeter & Security Fencing					435,500		435,500	435,500	145,164	-	145,164
C126275	Painting of Terminal					10,000		10,000	10,000	3,332	-	3,332
C126276	Full Feature Survey					20,000		20,000	20,000	6,664	10,485	(3,821)
C126278	Taxiway Line Marking					10,000		10,000	10,000	3,332	-	3,332
C126262	Airport Sealing/Upgrade Repairs					200,000		200,000	200,000	66,664	-	66,664
	<i>Sub Total</i>	-	-	-	-	895,554	-	895,554	895,554	298,504	10,485	288,019
	Total Transport	-	538,000	-	2,809,668	895,583	-	4,243,222	4,243,222	1,414,372	47,040	1,367,332
	ECONOMIC SERVICES											
C132170	Wiluna Enterprise Centre - Wirrpunda DPC fencing & building works	30,000						30,000	30,000	10,000	-	10,000
C132172	Heritage/ Interpretive Centre Gardens - Furniture, Landscaping & Reticulation						50,000	50,000	50,000	16,664	-	16,664
C132157	Heritage/Interpretive Centre	171,329						171,329	171,329	57,108	155,317	(98,209)
C132159	Main Street Revitalisation (Wotton St)						1,200,000	1,200,000	1,200,000	400,000	42,540	357,460
C132160	Heritage & Interpretive Displays						180,000	180,000	180,000	60,000	68,512	(8,512)
C132343	Caravan Site						168,000	168,000	168,000	56,000	3,868	52,132
C132354	Motel Units Upgrade - includes Furniture & Window Treatments						-	-	-	-	11,949	(11,949)
C132360	Commercial Property Purchase	20,000						20,000	20,000	6,664	2,558	4,106
C134100	Water Supply						200,000	200,000	200,000	66,664	-	66,664
	Total Economic Services	221,329	-	-	-	-	1,798,000	2,019,329	2,019,329	673,100	284,745	388,355
	OTHER PROPERTY AND SERVICES											
C142113	Wireless connection to New Admin Building						110,000	110,000	110,000	36,664	43,192	(6,528)
C147183	New Administration Building	747,567						747,567	747,567	249,188	410,455	(161,267)
C147185	Telephone System New Admin Building		22,865					22,865	22,865	7,620	369	7,251
C147186	Furniture & Equipment - New Admin Building			172,509				172,509	172,509	57,500	103,455	(45,955)
C147187	Electronic Document Management and Retrieval System			-				-	-	-	16,659	(16,659)
	Total Other Property and Services	747,567	22,865	172,509	-	-	110,000	1,052,941	1,052,941	350,972	557,471	-206,499
	TOTALS	1,928,796	921,065	398,229	2,809,668	895,583	2,251,236	9,054,548	9,054,548	3,018,116	1,669,692	1,348,424
								Adopted	Amended Annual	YTD Budget	YTD Actual	
								1,894,516	1,894,516	631,500	1,162,204	(530,704)
								951,301	892,865	297,612	164,793	132,819
								282,509	282,509	94,164	123,883	(29,719)
								2,809,668	2,809,668	936,540	36,555	899,985
								895,554	895,554	298,504	10,485	288,019
								2,221,000	2,279,436	759,796	171,771	588,025
								-	-	-	-	-
							TOTALS	9,054,548	9,054,548	3,018,116	1,669,692	1,348,424

Appendix 9.2.2

List of Accounts Paid by Authority - 1st October To 31st October 2018

Chq/EFT	Date	Name	Description	Amount
73	01/10/2018	ANZMerchan - ANZ BANK	PAYMENT	-719.37
		MERCHANT FEE		
73	04/10/2018	ANZTrans - ANZ TRANSACTIVE	PAYMENT	-287.39
		FEE		
73	08/10/2018	Bank Fee - BANK FEES &	PAYMENT	-7.64
		CHARGES		
EFT6719	03/10/2018	Novo Litio Ltd	PAYMENT	-722.88
A2361	03/10/2018	Novo Litio Ltd	Rates refund for assessment A2361 LOT E69/03417 MINING WILUNA WA 6646	206.83
A2398	03/10/2018	Novo Litio Ltd	Rates refund for assessment A2398 LOT E69/03418 MINING WILUNA WA 6646	516.05
EFT6720	05/10/2018	Aerodrome Management	PAYMENT	-10450.00
		Services Pty Ltd		
AMSINV-00411	25/09/2018	Aerodrome Management	Wiluna Daily rate for compliance officer for Sep 2018 \$8500 PLUS wiluna	10450.00
		Services Pty Ltd	incidentals for compliance officer per month \$1000	
EFT6721	05/10/2018	Aluglass	PAYMENT	-396.00
188774	27/09/2018	Aluglass	Please supply 3mm polycarb sheet 240 x 120	396.00
EFT6722	05/10/2018	Landgate	PAYMENT	-39.00
342999-	21/09/2018	Landgate	Mining tenement Schedule no. M2018/9 7/8-5/9/2018	39.00
10001007				

List of Accounts Paid by Authority - 1st October To 31st October 2018

Chq/EFT	Date	Name	Description	Amount
EFT6723	05/10/2018	Bunnings Building Supplies Kalgoorlie	PAYMENT	-1740.26
2390/99723205	18/09/2018	Bunnings Building Supplies Kalgoorlie	2x Crafright Staple Remover I/N: 5810217, 1x Arrow 8mm T50 Staples - 1250 Pack I/N: 5911777, 3x Everhang 25m 5kg Load Braided Picture Hanging Wire I/N: 3930515, 8x Lifetime 6ft Standard Blow Mould Trestle Table I/N: 3192212, Freight to Wiluna	416.76
2180/99769997	26/09/2018	Bunnings Building Supplies Kalgoorlie	I/N: 3191786 Marquee 3 Piece Black Wicker Bistro Set - accommodation units	384.00
2390/99723343	27/09/2018	Bunnings Building Supplies Kalgoorlie	I/N: 3961377 Adooored 100mm White Cushion Door Stop - 10 Pack, I/N: 4092451 Lockwood Polish Satin Stainless Symmetry Entrance Set, I/N: 4211500 Whitco Black Tasman Mk3 Screen Door Lock, I/N: 4217875 Whitco Replacement Security Door Lock Pin Cylinder, I/N: 6351605 Sutton Tools 3mm HSS Metric Viper Drill Bit, I/N: 6351582 Sutton Tools 2.5mm HSS Metric Viper Drill Bit, I/N: 6240201 Makita 70 Piece Impact Driver Bit Set, I/N: 2410183 Zenith 8g x 40mm Galvanised Countersunk Ribbed Head Type 17 Timber Screws - 100 Pack, I/N: 2408919 Zenith 10g x 50mm Countersunk Head Metal Screws - 50 Pack, I/N: 4921240 Doustvalve Drip Proof Tap Washers - 2 Pack, I/N: 1662336 Paint Partner 4 Piece Paint Brush Set - Wells Street, I/N: 6318427 Josco 100mm Wheel Wire Brush - Wells Street, I/N: 4062226 Lockwood Black 403 Pneumatic Screen Door Closer, I/N: 3960576 Rolltrak Keyed Multi Movement Front Fixed T Handle Garage Door Handle, I/N: 3930142 TIC 25mm Brass Plated Cup Hooks - 25 Pack, I/N: 6060166 Kinchrome TorqueMaster Screwdriver Set - 13 Piece	939.50
EFT6724	05/10/2018	J Blackwood & Son Pty Limited	PAYMENT	-342.12
PE5631QV	18/09/2018	J Blackwood & Son Pty Limited	P/N 00972952 LIQUID DISHWASH SUSTAINABLE LAND 5L, P/N 00972935 LIQUID DISHWASH SUSTAINABLE LAND 1L	45.82
PE8475QX	28/09/2018	J Blackwood & Son Pty Limited	P/N 02765602 TAPE ECE REF 3M 983-10ES WHT 50MMX15M	296.30

List of Accounts Paid by Authority - 1st October To 31st October 2018

Chq/EFT	Date	Name	Description	Amount
EFT6725	05/10/2018	Railway Motel & Function Centre	PAYMENT	-376.00
352	28/09/2018	Railway Motel & Function Centre	Please provide 1 night accommodation for Mr Lesley Hoy checking on Tuesday 25th Sept 18 and checking out on Wednesday 26th Sept 18. including dinner on the 18th and breakfast of the 19th. , , Accommodation and meals for taking P095 Ford Ranger Super Cab to Kalgoorlie Westland Autos to repair the vehicle timing cover .	376.00
EFT6726	05/10/2018	ARTIST-Kitty Richards	PAYMENT	-62.28
ARTSALES-KITTY2609	26/09/2018	ARTIST-Kitty Richards	Kitty Richards 26/9 Sales Commission 12-189	62.28
EFT6727	05/10/2018	BOC Gases Australia Limited	PAYMENT	-84.05
4020741048	28/09/2018	BOC Gases Australia Limited	29/8-27/9/2018 Oxygen indsut, dissolved acetylene, argoshield universal	84.05
EFT6728	05/10/2018	Johns Building Supplies Pty Ltd	PAYMENT	-197.23
825257	01/10/2018	Johns Building Supplies Pty Ltd	4200 x 230mm wood grain cement board - 60A Scotia St, 4200 x 230mm wood grain cement board - Wiluna Enterprise, 4200 x 230mm wood grain cement board - U2/30 Scotia St, 4200 x 230mm wood grain cement board - 44 Lennon St, 4200 x 230mm wood grain cement board - Sports & Rec Centre	197.23
EFT6729	05/10/2018	Moore Stephens	PAYMENT	-990.00
309084	30/09/2018	Moore Stephens	Review projected surplus for 2018-19 budget	990.00
EFT6730	05/10/2018	Kalgoorlie Retravisio	PAYMENT	-1799.50
60051398	01/10/2018	Kalgoorlie Retravisio	Product: LG/ WDC1215HSVE 15KG FRONT LOAD COMBO WASHER - Laundry	1799.50
EFT6731	05/10/2018	Keith Anderson	PAYMENT	-1040.00
269	03/10/2018	Keith Anderson	12/9/2018 Review August 2018 Financial Activity Statement - MAXIMUM 5 HOURS	560.00
269	03/10/2018	Keith Anderson	11/9 Review Assets Register 1hr	160.00
269	03/10/2018	Keith Anderson	13-14/9/2018 2 Hours Annual R2R Aquitals with Raj Sunner	320.00

List of Accounts Paid by Authority - 1st October To 31st October 2018

Chq/EFT	Date	Name	Description	Amount
EFT6732	05/10/2018	Quantum Surveys	PAYMENT	-11533.50
00009009	28/09/2018	Quantum Surveys	as per your quotation submitted to AMS please complete a topographic and feature survey consisting of the following:; • Perimeter fence line (including gates, and any other internal fences and gates) (RTK GPS), • Existing runway – centre, edge of seal & changes in grade (RTK GPS), • The taxiway and +20meters from the outside edge of both sides of the bitumen will be surveyed on a 5x5m grid. (Total Station), • Decommissioned cross runway (RTK GPS), • Existing apron (RTK GPS), • Balance of cleared strip. (RTK GPS), • Linemarking detail. (RTK GPS), • Cone and Gable markers (UAV), • All runway, taxiway, apron edge lights (including fittings and transformer pits) (UAV), • Apron flooding poles (UAV), • Windsocks and signal circle (UAV), • Drains and Culverts and open drainage channels (RTK GPS), • Buildings (including Terminal, hangars, storage sheds, lighting control room and carpark) (RTK GPS & UAV), • Weather station, Fuel infrastructure, Water hydrants, tanks, fire-fighting equipment (RTK GPS), • Hi-resolution Aerial Imagery of runways, taxiway, apron and all infrastructure (UAV),	11533.50
EFT6733	05/10/2018	Elite Electrical Contracting Pty Ltd	PAYMENT	-495.00
W2013	17/09/2018	Elite Electrical Contracting Pty Ltd	Change basketball/tennis/netball court lamp post light bulb (blown)	495.00
EFT6734	05/10/2018	WINC Australia Pty Ltd	PAYMENT	-217.03
9025382781	20/09/2018	WINC Australia Pty Ltd	Various items as per attached	217.03
EFT6735	05/10/2018	Double R Equipment Repairs	PAYMENT	-1224.96
L501738	27/09/2018	Double R Equipment Repairs	Replace Windscreen Isuzu NPR300 P83 ISUZU Tipper inc 6hrs Labour, 1 Consumables, 1 Windscreen, 1 Mould, 2 Sikaflex	1224.96
EFT6736	05/10/2018	Teakle & Lalor	PAYMENT	-2343.00
2814	02/10/2018	Teakle & Lalor	Project alteration & refurb of exisitng bldg architectural svc to a depot office as per est cost \$2500	2343.00

List of Accounts Paid by Authority - 1st October To 31st October 2018

Chq/EFT	Date	Name	Description	Amount
EFT6737	05/10/2018	Sara Walker	PAYMENT	-1503.97
REIMB-	19/09/2018	Sara Walker	27/7 Catching Angels online store - acrylic Dsiplay stand s- minerals, 8/8	1503.97
SARAW1909			MBE Perth - domestic courier returning o negatives to Hesperian Press, 8/8	
			HB Commerce storage ottoman bench seat PU Leather footrest organizer for projector space, 8/8 KG Electronic- sansai LED desk lamp flexi gooseneck arm 5W table/desk Dimmable lamp for mining display delivered to POBox 67 Wiluna., 23-24/8,26-28/8, fuel, 23-24/8,27/8 Approved by DCEO per deem allowance for 3 days	
EFT6738	05/10/2018	Les Hoy	PAYMENT	-385.96
REIMB-	03/10/2018	Les Hoy	26/9 Freernage supplies -Gun lic awreness test, 27/9 Bunnings - towel bar, 27/9 Bunnings Hose fit connector, 27/9 Bunnings Laundry basket, 27/9 Bunnings Fastener drive impact Kango, 27/9 Super Cheap Auto- trye repair plugs 30pk slime, 27/9 Super Cheap Auto- trye repair plugs 30pk slime, 27/9 Super Cheap Auto- trye repair plugs 30pk slime, 27/9 Super Cheap Auto- trye repair plugs 30pk slime, 27/9 Cut key 3pc, 28/9 Caltex Kalgoorlie Diesel	385.96
LESLIEHOY0310				
EFT6739	05/10/2018	Geraldton Building Services & Cabinets Pty Ltd	PAYMENT	-72495.61
60810C	01/10/2018	Geraldton Building Services & Cabinets Pty Ltd	Progress Claim#3 for work done at Wiluna H&I-AUG 2018	67523.61
00061580	27/09/2018	Geraldton Building Services & Cabinets Pty Ltd	Relocation of Incite Security rack as per Incite proposal, Installation of 15 amp outlet in upstairs storeroom (S & K proposal)	4972.00
EFT6740	05/10/2018	Incite Security	PAYMENT	-351.06
44032	01/10/2018	Incite Security	Quarterly security system Monitoring Service fees Oct, Nov & Dec 2018 - Art Gallery	117.02
44031	01/10/2018	Incite Security	Qtrly monitoring service fee Oct-Dec 2018	117.02
44033	01/10/2018	Incite Security	Quarterly security system Monitoring Service fees Oct, Nov & Dec 2018 - Wiluna Discovery Centre	117.02
EFT6741	05/10/2018	Fourier Technologies	PAYMENT	-2677.08
CW-3925768	01/10/2018	Fourier Technologies	OCT 2018 System Maint and Admin \$930 plus Desktop Support services \$1000, OCT 2018 SPLA Licensing	2677.08
EFT6742	05/10/2018	Commercial Aquatics Australia	PAYMENT	-25546.05
14598	27/09/2018	Commercial Aquatics Australia	Various Pool Vinyl/Rust Repair- partial invoice	25546.05

List of Accounts Paid by Authority - 1st October To 31st October 2018

Chq/EFT	Date	Name	Description	Amount
EFT6743	05/10/2018	IT VISION USER GROUP INC	PAYMENT	-748.00
00000361	04/10/2018	IT VISION USER GROUP INC	IT Vision suser group subscription 1July 2018-30 June 2019	748.00
EFT6744	05/10/2018	Reward Supply Co. Pty Ltd t/a	PAYMENT	-186.21
		Reward Hospitality		
96372027	20/09/2018	Reward Supply Co. Pty Ltd t/a	Item code: 3036396 MACHINE DISHWASH LIQUID 25LT AUTOFEED, Item	186.21
		Reward Hospitality	code: 3060030 MACHINE RINSE AID 25LT BLUE	
EFT6745	05/10/2018	Effective Process Serving	PAYMENT	-110.00
INV-6950	13/09/2018	Effective Process Serving	Serve Health Notice at Registered Office of Noblewood Building Company Pty Ltd, DEMARCO ACCOUNTING, Suite 6, 181 Gilles Street, ADELAIDE SA 5000	110.00
EFT6746	12/10/2018	McMahon Burnett Transport	PAYMENT	-294.91
00003290	01/10/2018	McMahon Burnett Transport	13/9 Office National Kalgoorlie PO4364, 18/9 Bunnings Trade kalgoorlie PO 4414	294.91
EFT6747	12/10/2018	Toll Ipec Pty Ltd	PAYMENT	-99.60
1249	05/10/2018	Toll Ipec Pty Ltd	1/10 PO4464 AluGlass, 21/9 David Grays PO 4478	99.60
EFT6748	12/10/2018	Australia Post	PAYMENT	-148.27
1007883114	08/10/2018	Australia Post	courier service for 5-27/9/2018 (acc6308686)	148.27
EFT6749	12/10/2018	Railway Motel & Function Centre	PAYMENT	-318.00
53	08/10/2018	Railway Motel & Function Centre	201/ Coling Bastow-Drive Yourself Wild Presentation Kalgoorlie	159.00
118	01/10/2018	Railway Motel & Function Centre	2/8 Isoa Dakunimata Leak present at timing cover, required rectification - supply and fit \$1360	159.00
EFT6750	12/10/2018	Goodwork Holdings Pty Ltd	PAYMENT	-104383.40
INV-101741	01/10/2018	Goodwork Holdings Pty Ltd	ARG743 Waste Rock for Sandstone Rd plus Cartage. waste rock 420T at \$15 /T sourced from Blackham Resources on 15/8/2018 for protection in the floodways	3118.50
INV-101741	01/10/2018	Goodwork Holdings Pty Ltd	ARGN743 Waste Rock for Wiluna North Road plus cartage (420T @\$15/T sourced from Blackham resrouces on 15/8/2018 for protection in the floodways	5197.50
INV-101739	01/10/2018	Goodwork Holdings Pty Ltd	ARGN743 Sandstone rd RSS#150,158,159,162,164 for 20/9-3/10/2018 total 252hrs	44930.60
INV-101737	01/10/2018	Goodwork Holdings Pty Ltd	ARGN743 Yandil Road RSS160,161,163 for 1-3/10/2018 total 226hrs	43648.00
INV-101738	01/10/2018	Goodwork Holdings Pty Ltd	ARGN743 Meekatharra Yeelirrie Rd 29-30/9/2018 RS 148 149 total 42hrs	7488.80

List of Accounts Paid by Authority - 1st October To 31st October 2018

Chq/EFT	Date	Name	Description	Amount
EFT6751	12/10/2018	Greenfield Technical Services	PAYMENT	-5148.00
INV-0756	01/10/2018	Greenfield Technical Services	ARGN743 process and review GWH & Talis documnetation, preparation and collation of information for Claims5,6,7 prepared budget updates for SHire, commence preparation of claim#8 \$3040, Consulting -Engineer Review, finalisedand submitted claims 5,6,7, to MRWA	4774.00
INV-0749	01/10/2018	Greenfield Technical Services	Prepared road closure applications of Roads/right of ways for the Shire - consulting services - Josh to review council resolution, draft letter for Minister,	374.00
EFT6752	12/10/2018	Elite Electrical Contracting Pty Ltd	PAYMENT	-776.99
W1841	01/10/2018	Elite Electrical Contracting Pty Ltd	PO raised for replacing 8 floodlights with 4 LED flood lights to primary IWDI, lights to be the same at the LED lights on secondary IWDI. However lights couldnt be replaced as this would cause the primary IWDI lights to be non-compliant. Refer to attached AMS ATI Report	776.99
EFT6753	12/10/2018	WINC Australia Pty Ltd	PAYMENT	-4583.12
9023774467	01/10/2018	WINC Australia Pty Ltd	1 x 2L Wild Berry Sqwincher	44.61
9023612016	01/10/2018	WINC Australia Pty Ltd	1 x 2L Tropical Sqwincher	40.59
9023609536	01/10/2018	WINC Australia Pty Ltd	1 x 1.9kg Milo, 1 x Ctn Devondale Full cream milk, 1 x 2L Wild Berry Sqwincher, 1 x 2L Tropical Sqwincher, 1 x twin pack 500kg Nescafe Blend 43 Coffee, 3 x 1kg CSR Raw Sugar, 1 x Ctn kleenex Toilet Paper, 1 x Ctn Tork 1 ply Multifold hand towel, 1 x Avery Fridge Magnet for Inkjet Printers - 210 x 297mm - 30 Magnets, 4 x 1kg Victoria Garden Salted Mixed Nuts, 1 x 3kg Ctn of Arnotts Cream Biscuits, 1 x staples recycled Highlights, 1 x staples assorted 6 pack highlighters, 2 x Violet high lighter pen, 2 x staples Recycled correction tape, 4 x staples 8m correction tape, 4 x staples 8m correction tape	483.68
9024057485	01/10/2018	WINC Australia Pty Ltd	1 x Nestle Milo 1.9kg Time, Various Stationery Items	178.89
9024702565	01/10/2018	WINC Australia Pty Ltd	Assorted stationery, Monitor risers/keyboards, Coffee/sugar/milo/hot chocolate, Lollies & nuts	645.87
9025429630	05/10/2018	WINC Australia Pty Ltd	Deben A5 Weekly Notebook Diary Week to View 2019 for Leslie HOy	5.71
9024722611	01/10/2018	WINC Australia Pty Ltd	wrong items	-25.87
9023708612	01/10/2018	WINC Australia Pty Ltd	CREIDT -Devondale MLk L/Lif f/crm 1L Ctn10 item code 86601026 for inv9023609536 27/2/2018, CREDIT -inv9023609536 27/2/2018 Vic Grdns Slted Rgl Nut Mix 1kg, CREDIT - inv9023609536 27/2/2018 Staples 5mmx8m Dual angle CCrctn Tpe	-23.05
9024340122	01/10/2018	WINC Australia Pty Ltd	Milo/drinking chocolate/sugar	17.36
9024196415	01/10/2018	WINC Australia Pty Ltd	Milo/drinking chocolate/sugar	40.78

List of Accounts Paid by Authority - 1st October To 31st October 2018

Chq/EFT	Date	Name	Description	Amount
9024403326	01/10/2018	WINC Australia Pty Ltd	1 x Post it pop up notes, 1 x Post it pop up notes Greener, 1 x Microsoft Sculpt Comfort Desktop Keyboard and Mouse, 3 x Staples round magnets. Assorted Colours 10pack, 5 x Zions Vehcile log books, 2 x boxes of Arnots Assorted Cream Biscuits, 2 x CTN 48 toilet Rolls, 1 x CTN 48 Toilet Rolls, 1 x 15kg Laundry Powder for Top Loader, 1 x 15kg Laundry Powder for Top Loader	488.32
9023973877	01/10/2018	WINC Australia Pty Ltd	Arnotts Assorted Creams Biscuits 3kg, 86518291, Devondale Uht Full Cream Milk 1 Litre Carton 10, 86601026, CSR Raw Sugar 1kg, 85208000, Bushells Black Tea Bags Carton 1000, 86656742, Moccona Smooth Instant Coffee 1kg Tin, 86556495	167.95
9024036884	01/10/2018	WINC Australia Pty Ltd	Livingstone Toothbrush Adult Soft Packet 12, 18975587	16.41
9024566460	01/10/2018	WINC Australia Pty Ltd	Caprice Paper Hand Towel Roll 100m Ctn 16, 5L Brighton Professional Toilet Cleaner - Sandalwood Scentre, 15L Brighton Professional Disinfectant Cleaner & Deodoriser - Spring Blossom	151.03
9024570267	01/10/2018	WINC Australia Pty Ltd	Caprice Dispenser Hand Towel Roll Plastic	405.06
9024905241	01/10/2018	WINC Australia Pty Ltd	printing and stationery	236.33
9025422506	05/10/2018	WINC Australia Pty Ltd	Wince A7 2 days to a page Pocket Diary2019 Tevita, Emelle, Mike, Jone, Sione, Winc A4 Day to a page Hardcover Dairy Navy 2019 for Raj, kavoa, Sara, ISoa, Sasco Desk Calender 2019 for Katrina, Julie, Emelle, Cumberland A4 month to view executive planner 2019 Reception, Lavenia, Eva, Julie	107.13
9024484898	01/10/2018	WINC Australia Pty Ltd	Stationery	11.72
9025468457	01/10/2018	WINC Australia Pty Ltd	BrotherTN-255C Cyan Toner Cartridge, BrotherTN-255M Magenta Toner Cartridge, BrotherTN-255Y Yellow Toner Cartridge, BrotherTN-251BK Black Toner Cartridge, BrotherTN-2350 Black Toner Cartridge, Brother MFC-9340CDW Wireless Colour Laser Multi-Function Printer, Brother HL-L2300D Mono Laser Printer	1590.60

List of Accounts Paid by Authority - 1st October To 31st October 2018

Chq/EFT	Date	Name	Description	Amount
EFT6754	12/10/2018	Fourier Technologies	PAYMENT	-1841.62
CW-3924771	01/09/2018	Fourier Technologies	patch calbes used through site visit	508.75
CW-3925410	09/10/2018	Fourier Technologies	-Intel Core i5-6500T 2.5GHz(3.1GHz) 6MB Cache, -8GB SoDIMM DDR4, 256GB SSD Hard Drive S/NAUD70708Z6, -Windows 7 Professional 64-bit Upgradeable, -36 Limited Parts and Labour Warranty(onsite) \$1211.70, (PO2674 15/3/2017- original order Lenovo based on pricing. However Elnovo couldn't supply and HP was able to match the price. So the HP mini-computer was the item actually supplied), D112 Curical 16GB PC4-17000 Unbufered 20-pn SO-DIMM \$332.70	1332.87
EFT6755	12/10/2018	Element Advisory Pty Ltd (TPG Place Match)	PAYMENT	-358.88
47012	08/10/2018	Element Advisory Pty Ltd (TPG Place Match)	Job18-148 Post lodgement Scheme Amendment no.2 to LPS2 and supporting doc to WAPC for endoresement and Monitor progress wiht WAPC ,	358.88
EFT6756	16/10/2018	Robert Ramonfosse	PAYMENT	-96.80
A2293	16/10/2018	Robert Ramonfosse	Rates refund for assessment A2293 LOT P53/01629 MINING WILUNA WA 6646	48.40
A2294	16/10/2018	Robert Ramonfosse	Rates refund for assessment A2294 LOT P53/01630 MINING WILUNA WA 6646	48.40
EFT6757	19/10/2018	WINC Australia Pty Ltd	PAYMENT	-393.98
9025582317	16/10/2018	WINC Australia Pty Ltd	Sheet protectors & gusseted sheet protectors - Stock, Diary - Colin, A4 copy paper x 10 ctns - Stock, CSR Raw Sugar 2kg Pkt, Mbg Lw Frce 2Hle Pnch, Winc Stnlss Stl Clip Refill Med Bx 50, Staples Clip Dispenser Stdard 8 Clip Cap, Staples Lvr Arch Fle A4 Blu, Artline Ehj-2 Stmp Pd No 0 Rd, Artline Ehj-2 Stmp Pd No Blu, Bostik Blu Tack Rsble Adh 75G, Avy Reinforcements Clr Vnl 500/Pk	393.98
EFT6758	19/10/2018	River Blue Holdings	PAYMENT	-3091.00
4176	25/09/2018	River Blue Holdings	The Artists Meals for 5th September, Set up and Delivery Fee, Politician & Coucillors Lunch 6th September, Set up & delivery Fee	2875.00
00003056	25/09/2018	River Blue Holdings	Food for 12 people for OCM 22/11/17 @ 11.30	216.00

List of Accounts Paid by Authority - 1st October To 31st October 2018

Chq/EFT	Date	Name	Description	Amount
EFT6759	19/10/2018	Double R Equipment Repairs	PAYMENT	-15560.71
L501724	27/09/2018	Double R Equipment Repairs	Service and inspection of the rubbish truck P086	3165.03
L501781	04/10/2018	Double R Equipment Repairs	Replace driving lights L/H and R/H. Fit new cab filter - P085	1547.91
L501782	04/10/2018	Double R Equipment Repairs	Travel from Leinster to Wiluna and return. Remove and replace clutch. Replace front both driving lights. Replace reverse light assembly. Fit new cab filters and inspect blower motor. 2 x fitters . Accommodation to be supplied by the Shire.	8541.83
L501785	04/10/2018	Double R Equipment Repairs	Please Supply Parts and freight for FLY WHEEL as quoted L287 - P085 UD Tipper Truck	2305.94
EFT6760	19/10/2018	Belgravialeisure	PAYMENT	-31393.82
B026001	09/10/2018	Belgravialeisure	Management Fees	31393.82
EFT6761	19/10/2018	WA Contract Ranger Services Pty Ltd	PAYMENT	-6124.25
01777	08/10/2018	WA Contract Ranger Services Pty Ltd	Provide monthly Ranger(Jody) services to Shire.	6124.25
EFT6762	19/10/2018	BrandWorx	PAYMENT	-401.23
687621	17/09/2018	BrandWorx	EMDO Shire of Wiluna Embroided Logo - LINAIRE HODGE, FBP815LS - Ladies Polo - Cyan - Size 12, FBP828LL - Ladies Madison - Midnight Blue - Size 12, FBP828LL - Ladies Madison - Black - Size 12, FBK819LS - Ladies Lana - Black - Size 12, FBK819LS - Ladies Lana - Silver - Size 12, FBK625LS - Ladies Ava - Black - Size 12, FBK625LS - Ladies Ava - Electric Blue - Size 12, FBBS730L - Ladies Audrey 4 Way Stretch Dress - Navy, Freight Fee	401.23
EFT6763	19/10/2018	Commercial Aquatics Australia	PAYMENT	-75680.00
14613	28/09/2018	Commercial Aquatics Australia	Undertake Pool Maintenance as per quote #422 at the Wiluna Public Swimming Pool	75680.00
EFT6764	19/10/2018	IT Vision Australia Pty Ltd	PAYMENT	-242.00
30497	05/10/2018	IT Vision Australia Pty Ltd	Add Rostered Days Off (RDO) accruals to staff payslips.	242.00
EFT6765	19/10/2018	abloveridge.com	PAYMENT	-4943.00
3446	11/10/2018	abloveridge.com	Wiluna Edge of the Desert Polo shirts, 10x each of Med, Large 2XL-5XL, Postage to wiluna, CSR Polo shirts, 10x each of S-5XL	4943.00
EFT6766	19/10/2018	Skippers Aviation Pty Ltd	PAYMENT	-145.00
6023829	01/10/2018	Skippers Aviation Pty Ltd	Excess freight on 2nd August & 31st August 2018	145.00

List of Accounts Paid by Authority - 1st October To 31st October 2018

Chq/EFT	Date	Name	Description	Amount
EFT6767	19/10/2018	Arcus Wire	PAYMENT	-5351.50
8231	15/10/2018	Arcus Wire	ArcusArt ATM-1544 Adjustable Hook 1.2mm, ArcusArt Aluminium Track Slide, ArcusArt Wire 2.0mtr x 1.2mm, Delivery	5351.50
EFT6768	19/10/2018	Department of Planning, Lands and Heritage	PAYMENT	-88.00
LD230312	04/10/2018	Department of Planning, Lands and Heritage	Lease rent for 1 month due to holding over, as per agreement K129174 01/07/2018-31/07/2018	88.00
EFT6769	19/10/2018	Fourier Technologies	PAYMENT	-29.59
CW-3925769	02/10/2018	Fourier Technologies	Microsoft Office 365 Enterprise E3(Government)- Rajinder Sunner	29.59
EFT6770	19/10/2018	Chris Young Design	PAYMENT	-1832.40
00001490	15/10/2018	Chris Young Design	Wiluna tourism brochure (inc updating info and redrawing maps), Digital files only	1832.40
EFT6771	19/10/2018	Nordic Fitness Equipment	PAYMENT	-1739.00
18-00001099	05/10/2018	Nordic Fitness Equipment	Commercial Tricep Rope, Close Grip Seated Row Handle, Bull Horn with revolving Centre, Power Tower VKR Chin Up Dip, 3ft Olympic Tricep Bar with 50mm Spring Clips, Nordic 142cm Olympic Super Curl Bar with 50mm Spring Clips, 4ft Olympic Super Curl Bar with 50mm Spring Clips, Body Solid Olympic Weight Tree (GOWT), 5kg - 25kg Black Rubber Bumper Plate Bundle (150kg), 50mm Olympic Bar Lock Jaw Collars (Pair), Freight	1739.00
EFT6772	19/10/2018	Toll Ipec Pty Ltd	PAYMENT	-54.06
1248	01/10/2018	Toll Ipec Pty Ltd	Blackwoods inv PE8475QX PO 4440 c/n6687510160851, Bunnings Ref 117808729 c/n8924286739	54.06
EFT6773	19/10/2018	Department of Fire and Emergency Services	PAYMENT	-2624.00
148308	01/10/2018	Department of Fire and Emergency Services	2018-2019 ESL inaccordance with the FES Act 1998 PArt 6A - ESLevy - S36L and 36M. ESL Income LG	2788.00
148046CR	01/10/2018	Department of Fire and Emergency Services	Form A 2018-2019 Billing Adjustment ESL income LG Opt B	-164.00
EFT6776	19/10/2018	Bunnings Building Supplies Kalgoorlie	PAYMENT	-887.15
2180/99770291	01/10/2018	Bunnings Building Supplies Kalgoorlie	I/N: 2583603 Pinnacle 2090 x 860 x 540mm Lockable Garage Cabinet	887.15

List of Accounts Paid by Authority - 1st October To 31st October 2018

Chq/EFT	Date	Name	Description	Amount
EFT6777	19/10/2018	Railway Motel & Function Centre	PAYMENT	-399.00
435	01/10/2018	Railway Motel & Function Centre	GVROC attendance 11th & 12th Kalgoorlie (accommodation and meals as required)	399.00
EFT6778	19/10/2018	Mark Smith Pty Ltd	PAYMENT	-4079.02
00012081	01/10/2018	Mark Smith Pty Ltd	Pump out sewerage tanks next to the Wiluna Discovery Centre including pump out charges for 13500ltrs @ \$0.17 p/l (Tracking forms 6002706,6002711), Local govt charges, State govt charges and travel (shared) - U1/30 Scotia St, Pump out sewerage tanks next to the Wiluna Discovery Centre including pump out charges for 13500ltrs @ \$0.17 p/l (Tracking forms 6002706,6002711), Local govt charges, State govt charges and travel (shared) - U2/30 Scotia St, Pump out sewerage tanks next to the Wiluna Discovery Centre including pump out charges for 13500ltrs @ \$0.17 p/l (Tracking forms 6002706,6002711), Local govt charges, State govt charges and travel (shared) - U3/30 Scotia St, Pump out sewerage tanks next to the Wiluna Discovery Centre including pump out charges for 13500ltrs @ \$0.17 p/l (Tracking forms 6002706,6002711), Local govt charges, State govt charges and travel (shared) - U4/30 Scotia St, Pump out sewerage tanks next to the Wiluna Discovery Centre including pump out charges for 13500ltrs @ \$0.17 p/l (Tracking forms 6002706,6002711), Local govt charges, State govt charges and travel (shared) - U5/30 Scotia St, Pump out sewerage tanks next to the Wiluna Discovery Centre including pump out charges for 13500ltrs @ \$0.17 p/l (Tracking forms 6002706,6002711), Local govt charges, State govt charges and travel (shared) - U6/30 Scotia St, Pump out sewerage tanks next to the Wiluna Discovery Centre including pump out charges for 13500ltrs @ \$0.17 p/l (Tracking forms 6002706,6002711), Local govt charges, State govt charges and travel (shared) - U7/30 Scotia St, Pump	4079.02
EFT6781	19/10/2018	Goodwork Holdings Pty Ltd	PAYMENT	-166872.20
INV-101745	01/10/2018	Goodwork Holdings Pty Ltd	ARGN743 Meekatharra Yeelirrie Rd 25-28/9/2018 RSS144,145,146,147 total 56hrs	9680.00
INV-101744	01/10/2018	Goodwork Holdings Pty Ltd	ARGN743 Yandil Road 4/10/2018 RSS165 100hrs	18970.60
INV-101746	01/10/2018	Goodwork Holdings Pty Ltd	RGN743 Sandstone wiluna Road 22-28/9/2018 RSS 151,152,153,154,155,156,157,166 751 hours	138221.60
EFT6782	19/10/2018	Cabcharge	PAYMENT	-6.00
25070101P181	01/10/2018	Cabcharge	account keeping fee	6.00

List of Accounts Paid by Authority - 1st October To 31st October 2018

Chq/EFT	Date	Name	Description	Amount
EFT6783	19/10/2018	Greenfield Technical Services	PAYMENT	-15908.53
INV-0773	01/10/2018	Greenfield Technical Services	Consulting -Josh. Preparation of tender documents, review design for Wongawol Resheeting, site inspection to finalise rural roads tender scope, , Site Supervisor Wongawol Rd , , Travel Wongawol Rd , , Travel Wongawol Rd , , Site Supervisor Sandstone Wiluna Rd , , Travel Standstone Wiluna Rd , , Site Supervisor Travel to Wiluna, travel for site visit kms, meals during site inspection, , Consulting -Josh. Preparation of tender documents, review design for Wiluna North Rd, site inspection to finalise rural roads tender scope, , Site Supervisor Wiluna North Rd , , Travel Wiluna Norht Rd , , Site Supervisor Travel to Wiluna, travel for site visit kms, meals during site inspection, , Consulting -Josh. Preparation of tender documents, review design for Granite Peak lake Violet Rd, site inspection to finalise rural roads tender scope , , Site Supervisor Granite Peak lake Violet Rd, Travel Granite Peak lake Violet Rd, , Site Supervisor Travel to Wiluna, travel for site visit kms, meals during site inspection, , Consulting- Matt. Draft Wongawol floodway desing in 2D, prepare floodway tender documentation and specifications, prepare AutoCAD drawings , , Site Supervisor Wongawol Rd floodways , , Travel Wongawol Rd floodways, Site Supervisor Travel to Wiluna, travel for site visit kms, meals during site inspection, , Consulting - Josh. Preparation of tender documents, review design for Yeelirrie rd, site inspection to finalise rural roads tender scope, , Site Supervisor Yeelirrie Rd , , travel Yeelirrie Rd, Site Supervisor Travel to Wiluna, travel for site visit kms, meals during site inspection,	15908.53
EFT6785	19/10/2018	Environmental Health & Building Services	PAYMENT	-3267.00
51	01/10/2018	Environmental Health & Building Services	10.5hrs 8/10/2018 Consulting/adm Wiluna, 10.5hrs 9/10/2018 Consulting/adm Wiluna, 8-9/10/2018 Travel mileage Leohnora to Willuna and back 300km@\$1.10/km each way	3267.00
EFT6787	19/10/2018	Elite Electrical Contracting Pty Ltd	PAYMENT	-115.50
W1919	01/10/2018	Elite Electrical Contracting Pty Ltd	Check earthing in Comms room @ new Admin Centre	115.50

List of Accounts Paid by Authority - 1st October To 31st October 2018

Chq/EFT	Date	Name	Description	Amount
EFT6789	19/10/2018	Colin Bastow	PAYMENT	-888.60
REIMB110-	11/10/2018	Colin Bastow	11/10/2018 Goldfiled Toyota -Battery transmitter inv. PI13044159	11.10
COLIN				
REIMB2509	01/10/2018	Colin Bastow	work vehicle wasn't available (in limp mode) estimated repair time was 6 weeks. it was left at Mandurah Toyota due to safety concerns. Had to travel back to Willuna in own vehicle to attend Sept concil meeting. Employment contract provides a motor vehicle at \$0.78/km (refer to Pay Guide - LGIA 2010 MA000112 published 28/6/2018)	877.50
EFT6790	19/10/2018	Geraldton Building Services & Cabinets Pty Ltd	PAYMENT	-28753.12
60810D	01/10/2018	Geraldton Building Services & Cabinets Pty Ltd	Claim#4 Willuna H&I ctr Sept 2018	28753.12
EFT6791	19/10/2018	Incite Security	PAYMENT	-572.00
44110	01/10/2018	Incite Security	Replcae existing IP camera that was vandalised -. 1 x Hik Vision 4MP Outdoor Dome, H.264 +,30m IR,3DDNR,120dB WDR,IP67,IK10,PoE,2.8mm	572.00
EFT6792	19/10/2018	River Engineering Pty Ltd	PAYMENT	-14737.80
WILU002	01/10/2018	River Engineering Pty Ltd	Engineering services to the end of Sept2018, scope of work: kickoff meetintg and site inspection, car based in wiuna, detailed desing drawings and documentation, tender phase, contract adminstration phase	14737.80
EFT6793	19/10/2018	BrandWorx	PAYMENT	-469.89
687622	01/10/2018	BrandWorx	1 x FBP815LS - Cyan Polo siz 8 - Emele Vonolagi, 1 x EMD0 - Shire if Wiluna, 1 x FBS820LT - Harper Shirt Ink/Silver, 1 x FBS812LS - Euro Shirt Blue, 1 x FBS261LS - Berlin Y-Line - White, 1 x FBS120LS - shirt short sleeve - Check grape, 1 x FBS232LS - Ruby Blouse - Navy/White, 1 x FBS266LS - Oasis stripe Overblouse - White/Cherry, 1 x FBBS734L - Loren Skirt 4 way stretch - Black, 1 x FBBS506L - Stella Pants - Black, 1 x FBBS724L - Ladies Lawson Chino - Navy, 1 x FBBS29320 - Classic Flat Front Pants - Charcoal, 1 x Freight Fee	469.89
EFT6795	26/10/2018	ARTIST-Annette Williams	PAYMENT	-622.80
ARTSALES1210	12/10/2018	ARTIST-Annette Williams	Commission payment for 16-43 8/10/2018 Annette Williams	622.80
EFT6796	26/10/2018	Lena Long	PAYMENT	-173.00
ARTSALES1210	12/10/2018	Lena Long	8/10/2018 Lena Long commission payment for 17-384	173.00

List of Accounts Paid by Authority - 1st October To 31st October 2018

Chq/EFT	Date	Name	Description	Amount
EFT6797	26/10/2018	Jason Signmakers	PAYMENT	-4364.56
189497	09/08/2018	Jason Signmakers	Please supply Building signs 3650mm x 2900mm 3mm ACP (no crop, no reflective), Please supply Building signs 1344mm x 4660mm 3mm ACP (no crop, no reflective) digital Print with POF Overlamine applied., Please supply oversize pallet for the signs	4364.56
EFT6798	26/10/2018	ARTIST-Tracey Latu Kuli Kefu	PAYMENT	-83.04
ARTSALES1210	12/10/2018	ARTIST-Tracey Latu Kuli Kefu	8/10/2018 Tracey Latu Kuli Kefu Commission payment for 11-38,	83.04
EFT6799	26/10/2018	ARTIST-Marcia Vicky Ashwin	PAYMENT	-193.76
ARTSALES1210	12/10/2018	ARTIST-Marcia Vicky Ashwin	8/10 MARcia Ashwin Commission payment for 18-33	193.76
EFT6800	26/10/2018	ARTIST-Debbie Wongawol	PAYMENT	-138.40
ARTSALES1210	12/10/2018	ARTIST-Debbie Wongawol	8/10/2018 Commission payment fo r18-26 Debbie Wongawol	138.40
EFT6801	26/10/2018	Elite Electrical Contracting Pty Ltd	PAYMENT	-5570.54
00025925	17/09/2018	Elite Electrical Contracting Pty Ltd	Unit 2/30 Scotia st Tennant (Lucky) checked aircond, found sticks lodged in condenser, removed. front security light damaged. Isolated and changed over, tested all ok	407.66
W1949	17/09/2018	Elite Electrical Contracting Pty Ltd	7/30 Scotia st. Attended site to locate and repair burst pipe. Located burst poly water main. Cut out section of water main and replaced. Reinstated water and tested. Back fill and clean up site	389.29
00025926	17/09/2018	Elite Electrical Contracting Pty Ltd	Supply and Install 3.5kW Split Aircon to match the existing Models in New Shire Building upstairs security room, • Install Drain Pump for Condensate, • Install power Supply	3565.65
00025950	25/09/2018	Elite Electrical Contracting Pty Ltd	Supply & install vast box brackets for 9 (A,B,C,E,F,G,H,I &J) accommodation unit (motel)	1207.94
EFT6802	26/10/2018	WINC Australia Pty Ltd	Payment	-751.36
9025046079	15/08/2018	WINC Australia Pty Ltd	Stationery and supplies, Scissors, notepads, magnets, aprons, etc	125.54
9025541581	01/10/2018	WINC Australia Pty Ltd	Coat stand - CEO Office, Delivery charge	207.80
9025517797	01/10/2018	WINC Australia Pty Ltd	2 x bags 50 key tags - Kavoa, Drum unit for Brother HL-L6200DW printer (CEO office), Note pads for Councillors	418.02
EFT6803	26/10/2018	Commercial Aquatics Australia	PAYMENT	-31020.00
14597	01/10/2018	Commercial Aquatics Australia	Supply & Install Granulated Chlorine System as per quotes	31020.00

List of Accounts Paid by Authority - 1st October To 31st October 2018

Chq/EFT	Date	Name	Description	Amount
EFT6804	26/10/2018	South Hedland Carpet Court	PAYMENT	-2950.00
INV-0597	27/08/2018	South Hedland Carpet Court	Supply & Install new Curtains s to accomodation, units (A, B, C, E, F, G, H, I & J) 10 windows , Block out curtain: Nettex Luna Phantom ring top or, similar, Sheer: Nettex Decorators Ohio ring top, colour, charcoal or similar, Rod: Matt Nickle with crown also Matt Nickel finals, Includes all travel and accomodation	2950.00
EFT6805	26/10/2018	Reward Hospitality	PAYMENT	-2864.29
96325720	22/08/2018	Reward Hospitality	Please supply and deliver various hospitality items for the new administration building back to Wiluna" event as per your submitted quote no 96680873. Please see the attached breakdown ot items required. Please note Kavoa has permission to pick up any items not requiring freight to Wiluna. Please arrange freight for other items to be delivered to Wiluna by the 01/09/18 or sooner if possible. The items are required for a public event which starts on the 5th Sept 2018. Please urgently advise Kavoa if the items ordered will not get to Wiluna in time for the event"	724.56
96327380	23/08/2018	Reward Hospitality	Please supply and deliver various hospitality items for the new administration building back to Wiluna" event as per your submitted quote no 96680873. Please see the attached breakdown ot items required. Please note Kavoa has permission to pick up any items not requiring freight to Wiluna. Please arrange freight for other items to be delivered to Wiluna by the 01/09/18 or sooner if possible. The items are required for a public event which starts on the 5th Sept 2018. Please urgently advise Kavoa if the items ordered will not get to Wiluna in time for the event"	1014.70
76329273	24/08/2018	Reward Hospitality	Please supply and deliver various hospitality items for the new administration building back to Wiluna" event as per your submitted quote no 96680873. Please see the attached breakdown ot items required. Please note Kavoa has permission to pick up any items not requiring freight to Wiluna. Please arrange freight for other items to be delivered to Wiluna by the 01/09/18 or sooner if possible. The items are required for a public event which starts on the 5th Sept 2018. Please urgently advise Kavoa if the items ordered will not get to Wiluna in time for the event"	19.62
96339464	30/08/2018	Reward Hospitality	Code: 1862810 Platter oval 600mm roll edge s/s edge 18/10 (12)	156.75
96339584	30/08/2018	Reward Hospitality	Code: 1862810 Platter oval 600mm roll edge s/s edge 18/10 (12)	123.82

List of Accounts Paid by Authority - 1st October To 31st October 2018

Chq/EFT	Date	Name	Description	Amount
96340759	31/08/2018	Reward Hospitality	Code:1685100 Perception tall wine 326ml (12), Code: 2616171 Cutting Board Rack 6 slot chrome (4), Code: 2664036 CUTLERY BOX 530X325X100MM 4 COMP BLK PLASTIC, Code: 3420012 ICE CREAM BASE RECT 5LT WHT (88), Code: 3430022 Plastic cup 340ml clr 50/pkt (2) 12oz, Code: 3428901 retangle container 500ml freezer grade 50/pkt (0)	290.42
96339534	30/08/2018	Reward Hospitality	Item code 5401015 Bib apron blk w/ pockets chalk stripe	74.05
ADJ96327380	01/10/2018	Reward Hospitality	Returned Goods-item1862780 [;atter pva; 300mm roll edge s/s 18/10 (12)	-29.59
CN96332159	01/10/2018	Reward Hospitality	Adjustment note for inv96332159 item 1862780 for returned goods	-29.59
96341223	01/10/2018	Reward Hospitality	item 1386120 backorder on PO4350	96.76
96340699	01/10/2018	Reward Hospitality	procooker high caserole , granity ofash tuff, canister acrylic 2.2L chrome clip top 6/12	422.79
EFT6806	26/10/2018	Wiluna Traders	PAYMENT	-12260.06
764453	01/10/2018	Wiluna Traders	Slab Pizza, 24-pack meat pies, 12-pack sausage rolls, pkt Smiths Chips, pkt Doritos, Zoosh Chip Dips - Assorted	113.40
751526	01/10/2018	Wiluna Traders	TECO BF 75 Bar Fridge - Motel units, TCL 40S6500 Samrt TV 40 inch - Motel units, TV Bracket Full Motion SECURA to suit above TV - Motel units	7721.10
751653	01/10/2018	Wiluna Traders	Please supply SHARP MO/Oven convection R820EW 20L including freight - Accommodation Units	3141.00
764452	01/10/2018	Wiluna Traders	24-pack meat pies, 12-pack sausage rolls, pkt Shapes, pkt Doritos - Nacho Cheese, Slab Pizzas, Zoosh Chip Dip - Assorted Flavours, pkt Doritos - BBQ	226.30
770820	18/10/2018	Wiluna Traders	Food for Executive Managers Meeting 19/10/18, Food for Executive Managers Meeting 19/10/18	57.75
763707	01/10/2018	Wiluna Traders	1 x ctn Coke, 1 x ctn full cream milk/1 x ctn low fat milk	80.61
770458	17/10/2018	Wiluna Traders	Please supply ULP fuel for 2 x 20ltrs jerry cans - P088, Please supply ULP fuel for 1 x 20ltrs jerry cans - P089, 10ltrs water bottles - Works Depot	205.80
763525	01/10/2018	Wiluna Traders	2 Lt Cordial various flavours, 5 kg Apples, 3kg of Watermelon, 5kg of Pears, Arnots Biscuits (Family)	142.57
763183	01/10/2018	Wiluna Traders	Please provide 40ltrs of ULP for Fire Truck water pump - P008	92.39
761954	01/10/2018	Wiluna Traders	Supply of Goods as required for Staff/Councillors Dinner	60.00
761670	01/10/2018	Wiluna Traders	Eggs (dozen), Bottled water (24-pack), Canned Spaghetti	78.00

List of Accounts Paid by Authority - 1st October To 31st October 2018

Chq/EFT	Date	Name	Description	Amount
759451	01/10/2018	Wiluna Traders	Food as required for the Movie Night and Fireworks	135.14
762699	01/10/2018	Wiluna Traders	Pkt Burger Rings, Pkts Roasted Chicken, garlic & aiolio chips, Pkts sweet potato chips, Pkt Doritos - Nacho Cheese, Pkt Doritos - Mexicana, Pkt Smiths Chips - Salt & Vinegar / Chicken / Cheese and Onion, Pkt Shapes - Pizza / Barbeque / Original, Pkt Part Pies, 12-pack of Sausage Rolls, Zoosh Chip Dip - 1 each french onion, creamy garlic, sour cream & chive; 2 each Prawn & crab, Smoky Bacon, and Sweet Chilli	206.00
EFT6807	26/10/2018	McMahon Burnett Transport	PAYMENT	-985.11
00003076	01/10/2018	McMahon Burnett Transport	29/8 Online business -Cyocera FSC852 C/N00042654 Kalgoorlie-Wiluna, 31/8 Kalgoorlie Retravisio PO4165 C/N00043611 C/N00043611 Kalgoorlie-Wiluna, 3/9 Office national PO4340 C/N1590318 Kalgoorlie-Wiluna, 31/8 Galaxy and Sonic (AB loveridge PO4343)- POLO shirts C/N1327878, 31/8 ComfortStyle -Headboard Footboard chair PO4088 , , 30/8 KBR Commercials C/N1629325, , 10/9 The furniture Gallery PO4402 recliners/sofa C/N1641439	985.11
EFT6808	26/10/2018	Toll Ipec Pty Ltd	PAYMENT	-1841.44
1242	01/10/2018	Toll Ipec Pty Ltd	SCITEQ 13-14/8/2018 Perth to Wiluna, Pathwest - supplies 15/8/2018 Perth to Wiluna, Unox Australia 16/8/2018 MEL to Wiluna, Blackwoods invoice #PE2155QO 17/8/2018 Perth to Wiluna, 17/8/2018 Un-named supplier - Kalgoorlie to Wiluna, 8/8/2018 Kalgoorlie Retravisio PO#4300 Kalgoorlie to Wiluna	686.44
1244	01/10/2018	Toll Ipec Pty Ltd	22/8/2018 Unknow Supplier Perth to Wiluna, 27/8/2018 Stewart and SSN-353757 Perth to Wiluna, 27/8/2018 Reward Hospitality Perth to Wiluna, 29-31/8/2018 Blackwoods invoice #PE1085QR \$25.03 PLUS Jaons signmakers \$57.89 Perth to Wiluna	1155.00
EFT6809	26/10/2018	Bunnings Building Supplies Kalgoorlie	PAYMENT	-545.03
2180/997967025	01/10/2018	Bunnings Building Supplies Kalgoorlie	Drill rotary corded makita 80w HR3200c replaced item 0289729 De Walt 32mm HD SDS-Plus 3 Mode 4 kg Combination hammer	545.03

List of Accounts Paid by Authority - 1st October To 31st October 2018

Chq/EFT	Date	Name	Description	Amount
EFT6810	26/10/2018	Mark Smith Pty Ltd	PAYMENT	-19791.99
00011626	01/10/2018	Mark Smith Pty Ltd	as per your quote 11626 - WILUNA SHIRE COUNCIL CHAMBERS, 1. SUPPLY AND INSTALL GRAVITY 100mm SEWER DRAIN FROM SEPTIC TANK SYSTEM IN WILUNA COUNCIL CHAMBERS TO DEEP SEWER CONNECTION IN CARAVAN PARK - APPROX 162 METRES, 2. SUPPLY AND INSTALL MANUAL DIVERTER VALVE FOR PUMP PIT AND GRAVITY SEWER DRAIN, , 3. SAND BACKFILL AROUND NEW 100mm GRAVITY FED SEWER PIPE AND COMPACTED, 4. ALL WORKS TO BE CARRIED IN ACCORDANCE WITH AUSTRALIAN PLUMBING STANDARDS AND LOCAL SHIRE REQUIREMENT, 5.THIS QUOTE DOES NOT INCLUDED HARD OR ROCK EXCAVATION, 6. ALL EFFECTED AREAS TO BE CLEAN UP AND MAKE GOOD., 7. DEMOB AND MOB COSTS ARE INCLUDED IN THIS QUOTATION,	19791.99
EFT6811	26/10/2018	Ngangganawili Aboriginal Health Services	PAYMENT	-100.00
43982	19/10/2018	Ngangganawili Aboriginal Health Services	Pre Employment Medical for Felicity English	100.00
EFT6812	26/10/2018	Covs Parts Pty Ltd	PAYMENT	-1251.36
1710071942	01/10/2018	Covs Parts Pty Ltd	Replace U/S battery., Replace U/S battery.	1251.36
EFT6813	26/10/2018	IT Vision Australia Pty Ltd	Payment	-242.00
30534	18/10/2018	IT Vision Australia Pty Ltd	Change logo on Debtors Invoice, Debtors Statement, Rates Notice, Instalment Notice, Final Notice, Payslip and Receipt to show new Shire address of 70 Wotton Street and removal of fax number. (Note: Receipt/Invoice was not included with original quote, cost may increase).	242.00
EFT6814	26/10/2018	Lavenia Ratabua	Payment	-66.20
REIMBLAVENIA2310	23/10/2018	Lavenia Ratabua	Farewell card for Sara Walker \$4.54, Beverages for farewell party for lavenia \$61.21, Farewell card for Sara Walker ,	66.20
EFT6815	26/10/2018	Office National Kalgoorlie	PAYMENT	-2564.69
841881	15/10/2018	Office National Kalgoorlie	ELIZABETH RICHARDS PLASTIC TOTE TRAYS - BLACK, CUSTOM MOBILE STORAGE UNIT 12 BAY 1180X450X860XGLOSS BLACK and mounted on lockable castors	2564.69

List of Accounts Paid by Authority - 1st October To 31st October 2018

Chq/EFT	Date	Name	Description	Amount
EFT6816	26/10/2018	Goodwork Holdings Pty Ltd	PAYMENT	-165265.10
INV-101748	22/10/2018	Goodwork Holdings Pty Ltd	ARGN743 Yandil Road 732hours for 5-19/10/2018. RSS167,169,170,171,172,173,174,175,176,177,178,179,184,185,187	138988.30
INV-101749	22/10/2018	Goodwork Holdings Pty Ltd	ARGN743 Sandstone Wiluna Road at 73hours for 5-17/10/2018. RSS168,180,181,182,183,186	13582.80
INV-101747	18/10/2018	Goodwork Holdings Pty Ltd	Re-establish Tip Head(Petricibles and Building Material Site), Carting Gravel For cover,(SIDE TIPPER X 2 @\$ 210 / HOUR10 Hours or 10 Loads @ 1Load per Hour \$2100 x 2 =\$ 4,200.00; WA-500 LOADER \$220/HOUR 10 Hours per day. 2 days required. 20 Hours Total 20 x \$220 =\$ 4,400.00 ; DR8 DOZER \$260 / HOUR 10 Hours @1 Day10 x \$ 260 =\$2,600.00; MOBILISATION OF, D8 DOZER \$ 170.00@ 2 Hours2 x \$ 170 =\$ 340.00) Subtotal= \$11,540.00 GST \$1,154.00,Total = \$12,694.00	12694.00
EFT6817	26/10/2018	Elite Electrical Contracting Pty Ltd	PAYMENT	-345.00
00026379	16/10/2018	Elite Electrical Contracting Pty Ltd	Please supply new vast box to replace damaged box at U7/30 Scotia St	345.00
EFT6818	26/10/2018	Fire Rescue Safety Australia Pty Ltd	PAYMENT	-1139.02
29739/01	01/10/2018	Fire Rescue Safety Australia Pty Ltd	Stockcode: 01.03.0007Q - Fire Hose, RAPIER - 30m x 38mm L/A BIC Coupling set, Certified - RED, Fire Hose, RAPIER - 30m x 38mm Class H Lay Flat Fire Hose with L/A BIC Coupling Set, Wire Binding, and Certified to 2100 KPA - RED, Stockcode: 01.03.0008Q - Fire Hose, RAPIER - 30m x 64mm L/A BIC Coupling set, Certified - RED, Fire Hose, RAPIER - 30m x 64mm Class H Lay Flat Fire Hose with L/A BIC Coupling Set, Wire Binding, and Certified to 2100 KPA - RED	1139.02
EFT6819	26/10/2018	Belgravialeisure	PAYMENT	-1644.05
B026048	01/10/2018	Belgravialeisure	Sep 2018 Deficit -Wiluna Swimming pool	1644.05

List of Accounts Paid by Authority - 1st October To 31st October 2018

Chq/EFT	Date	Name	Description	Amount
EFT6820	26/10/2018	Fourier Technologies	PAYMENT	-13359.70
CW-3926281	17/10/2018	Fourier Technologies	Synology DS1517+ (2GB) NAS Bundle, WD RED 2TB 3.5 HDD NAS Device Assembly and Basic Configuration	2461.15
CW-3925607	01/10/2018	Fourier Technologies	Microsoft Windows Server 2016 Standard - Licence - 2 Core - Volume, Local Government - Microsoft open Licence for Government - English - PC, , Microsoft Windows 2016 Remote Desktop Services - Licence - 1 User CAL - Volume, Local Government - Microsoft Open License for Government - English - PC, , Microsoft SQL Server Standard Core Licensing - Unlimited users, Microsoft SQL Server 2017 Standard - Licence - Core - Volume, Local Government - Microsoft Open License for Government - English - PC,	10898.55
EFT6821	26/10/2018	Commercial Aquatics Australia	PAYMENT	-7713.55
14792	01/10/2018	Commercial Aquatics Australia	Replace Non-Return Value at the Pool, Replace Myrtha Skimmer Baskets, Replacemet Zane Solar Header, Pressure Testing & Pipe Repairs, Additional costs-Pressure Testing & Pipe Repairs	7713.55
EFT6822	26/10/2018	Kott Gunning Lawyers	PAYMENT	-1681.68
238134	01/10/2018	Kott Gunning Lawyers	Lease to Wirrpanda Foundation (on charge account)	1681.68
EFT6823	26/10/2018	McLeods	PAYMENT	-125.40
104426	01/10/2018	McLeods	School Holiday 10/7 Reviewing email D Sanders emailed Colin B, 24/7 Emailed Colin B, 11/7 printing, professional fee - David Nicholson @\$520*0.2hrs	125.40
EFT6824	26/10/2018	Reward Hospitality	PAYMENT	-3916.60
96322159	01/10/2018	Reward Hospitality	Various hospitality items for new admin building Back to Wiluna" event. Quotation#96680873."	4013.36
ADJ96332159	01/10/2018	Reward Hospitality	Item1386120 Sydney Teaspoons 15x (goods not received)	-96.76
EFT6825	26/10/2018	Midwest Fire Protection Services & Eye Spy Security	PAYMENT	-2325.00
INV-4504	18/10/2018	Midwest Fire Protection Services & Eye Spy Security	Please provide MA Evac Drawings - costs per drawings (includes frames) for Single Persons Quarters Evacuation diagrams units A,B,C,D,E,F,G,H,I & J	2325.00
EFT6826	26/10/2018	AVDATA AUSTRALIA	PAYMENT	-2270.60
150003150OCT	01/10/2018	AVDATA AUSTRALIA	supplementary processing feed for PAX charges Aug 2018 \$256.36, billing service fee for usage charges to 31/8/2018 \$1996.91, Flight data \$17.33	2270.60

List of Accounts Paid by Authority - 1st October To 31st October 2018

Chq/EFT	Date	Name	Description	Amount
EFT6827	26/10/2018	Felicity English	PAYMENT	-282.23
REIMBFELICTY22 10	22/10/2018	Felicity English	Felicity English job interview Fuel 16-19/10/2018	282.23
EFT6832	29/10/2018	Lena Long	PAYMENT	-909.17
OCMOCT-LLONG	26/10/2018	Lena Long	Sitting fees Oct 2018-Lena Long, Tel allowance Oct 2018-Lena Long	909.17
EFT6833	29/10/2018	Harris Graham	PAYMENT	-909.17
OCMOCT- GHARRIS	26/10/2018	Harris Graham	Sitting fees Oct 2018 -Graham Harris, Tel allowance Oct 2018 Graham Harris	909.17
EFT6834	29/10/2018	Stacey Petterson 1	PAYMENT	-1323.00
OCMOCT- SPETTERSON	26/10/2018	Stacey Petterson 1	sitting fees Oct 2018 Stacey Petterson, Tel. allowance Oct 2018 Stacey Petterson, Deputy president allowance Oct 2018 Stacey Petterson	1323.00
EFT6835	29/10/2018	James Peter Quadrio	PAYMENT	-3551.36
OCMOCT- JQUADRIO	26/10/2018	James Peter Quadrio	sitting fees Oct 2018 James Quadrio, Tel allowance Oct2018 James Quadrio, President allowance Oct2018 James Quadrio, Travel allowance Oct2018 James Quadrio	3551.36
EFT6836	29/10/2018	Norma Ward	PAYMENT	-1077.49
730	26/10/2018	Norma Ward	Sitting fees Oct 2018-Norma Ward, Tel allowance Oct 2018-Norma Ward, Travel allowance Oct 2018-Norma Ward	1077.49
EFT6837	29/10/2018	Caroline Elisabeth Thomas	PAYMENT	-909.17
OCMOCT- CTHOMAS	26/10/2018	Caroline Elisabeth Thomas	Sitting fees Oct 2018-Caroline Thomas, Tel Allowance Oct 2018-Caroline Thomas	909.17
EFT6838	29/10/2018	Peter Grundy	PAYMENT	-909.17
OCMOCT- PGRUNDY	26/10/2018	Peter Grundy	Sitting fees Oct2018-Peter Grundy, Tel allowance Oct2018-Peter Grundy	909.17
EFT6839	29/10/2018	ARTIST-Marcia Vicky Ashwin	PAYMENT	-207.60
ARTSALES2310 MASHWIN	23/10/2018	ARTIST-Marcia Vicky Ashwin	art sales 18-31 Honey Ant Dreaming-MarciaAshwin total sales \$300	207.60
EFT6840	29/10/2018	ARTIST-Deborah Cutter	PAYMENT	-27.68
ARTSALES2310D CUTTER	23/10/2018	ARTIST-Deborah Cutter	art sales18-05 Wildlfowers DeborahCutter total sales \$40	27.68
EFT6841	29/10/2018	ARTIST-Ash Sullivan	PAYMENT	-76.12
ARTSALES2310A SULLIVAN	23/10/2018	ARTIST-Ash Sullivan	art sales18-23 Spring Wildflowers-Ash Sullivan total sales \$110	76.12

List of Accounts Paid by Authority - 1st October To 31st October 2018

Chq/EFT	Date	Name	Description	Amount
EFT6842	29/10/2018	ARTIST-Francis Walsh	PAYMENT	-138.40
ARTSALES2310F WALSH	23/10/2018	ARTIST-Francis Walsh	art sales17-340 Creeks and rocks in the bush-FrancisWalsh Total sales \$400	138.40
DD4202.2	01/10/2018	Horizon Power	PAYMENT	-5169.27
273971AUG	12/09/2018	Horizon Power	L116 residential Mtr read 10412 343 units @\$25.7520, 1563 Wotton st Commercial bldg 27/7-27/8 Mtr read 17465 253units @\$24.2678, 38 Lennon st Residential 27/7-27/8 Mtr read 21294 762 units @\$25.7520, 44 Lennon st Residential 27/7-27/8 Mtr read 23361 870units @\$25.7520, L9 kalgoorlie Meekatharra Rd Mtr read 5610 151units @\$24.2678, L9909 Bernales st Commercial Mtr read 000 nil units @\$24.2678+ supply chrgs, 21 Lennon st Residential 27/7-27/8 Mtr read 29872 595units@\$25.7520, L96 Lennon st Commercial Mtr rea d21177 1578units @\$24.2678, 28 Scotia st Commercial 26/7-27/8 Mtr read 5706.84 8060.8units @\$33.2968. 20%alloc, L712 U53 Woodley st, Commercial for 27/7-27/8 Mtr read 43 0units@\$24.2678+ supply chrgs, L192 wells st Commercial 27/7-27/8 Mtr read 59082 1806units@\$24.2678, L192 wells st Commercial 27/7-27/8 Mtr read 59082	5169.27
DD4221.1	03/10/2018	Iszac Rowe	PAYMENT	-200.00
T189	03/10/2018	Iszac Rowe	GYM KEY BOND REFUND T189 I.ROWE	100.00
T188	03/10/2018	Iszac Rowe	GYM BOND REFUND FOR CAMPBELL T188 - PAID TO I. ROWE	100.00
DD4226.1	11/10/2018	Horizon Power	PAYMENT	-2737.58
442843SEP	22/09/2018	Horizon Power	L53 70 Wotton st Commercial. Mtr read 244.01 9760.4units on 21/9 for 7/7- 21/9	2737.58
DD4226.2	05/10/2018	Water Corporation	PAYMENT	-5278.69
9010369953SEP	28/09/2018	Water Corporation	Water read 3517(26/7)-3614(27/9)=997kL@\$2.534=\$245.80 PLUS Sewerage charge \$241.56	487.36
9014070975SEP	28/09/2018	Water Corporation	Water meter BC1507433 10497-10589=89kL+ EK1100304 795-831=36kL @\$2.534=\$316.75 POUS Fire service fee\$44.36	361.11
9015538269SEP	28/09/2018	Water Corporation	Water 2550-2558=8kL@\$1.782=\$14.26 PLUS Service charge \$43.10 PLUS Sewerage charge \$112.07	169.43
9015538277SEP	28/09/2018	Water Corporation	Water read 1130-1137 = 7kL@\$1.782 PLUS service fee \$43.10 PLUS Sewerage charge \$112.07	167.64

List of Accounts Paid by Authority - 1st October To 31st October 2018

Chq/EFT	Date	Name	Description	Amount
9015538285SEP	28/09/2018	Water Corporation	Water read 1377-1456=79kL@\$1.782= \$140.78 PLUS service fee \$43.10 PLUS Sewerage charge \$112.07	295.95
9018632779SEP	28/09/2018	Water Corporation	Water service charge 1/9-31/10 \$43.10 PLUS Sewerage charge \$152.68	195.78
9018632787SEP	28/09/2018	Water Corporation	Water service fee \$43.10 PLUS Sewerage charge \$152.68	195.78
9018632795SEP	28/09/2018	Water Corporation	Water service fee \$43.10 PLUS Sewerage charge \$152.68	195.78
9022527648SEP	28/09/2018	Water Corporation	Water read 68-122=54KL@\$1.782=\$96.23 PLUS Service charge 1/9-31/10 \$43.10	139.33
9022527656SEP	28/09/2018	Water Corporation	Water read 74-191=117kL@\$1.7820=\$208.49 PLUS Service charge 1/9- 31/10	251.59
9007225262SEP	27/09/2018	Water Corporation	wtr read1174(26/7)-1176(27/9)=2kL@\$2.5340	5.07
9022725994SEP	28/09/2018	Water Corporation	Water 87-160=73kL@\$1.7820 \$130.09 PLUS Service fee 1/9-31/10	173.19
9022728490SEP T	28/09/2018	Water Corporation	Water read 83-174=91 kL@\$1.782=\$162.16 PLUS Service fee 1/9-31/10 \$43.10	205.26
9022772192SEP T	28/09/2018	Water Corporation	Water read 14-130= 116 kL@\$1.782	206.71
9007225756SEP T	28/09/2018	Water Corporation	65/67 Scotia St BC1548995 26/07/18-191 to 27/09/18-197=6KL	245.45
9007225799SEP T	28/09/2018	Water Corporation	Meedac Shed BE9807944 26/07/18-2460 to 27/09/18-2460=0KL	44.36
9018921757SEP T	28/09/2018	Water Corporation	wtr CK1000995 26/07/18-6132 to 27/09/18-Out of Order=125KL (estimated)	222.75
9007223937SEP T	28/09/2018	Water Corporation	LA Standpipe at OPP L1506 Wells St.Wtr FK0800125 26/07/18-968 to 27/09/18-968=0KL	44.36
9007225465SEP T	28/09/2018	Water Corporation	wtr BC0815999 26/07/18-7213 to 27/09/18-7284=71KL	179.91
9007224489SEP	28/09/2018	Water Corporation	Wtr read 3544(26/7)-3560 (27/9)=16kL @\$1.782=\$28.51 plus Service Charge for 1/9-31/10 \$43.10	71.61
9007224526SEP	28/09/2018	Water Corporation	Wtr read 1128(26/7)-1172 (27/9)=44kL @\$1.782=\$78.41 PLUS Service charge for 1/9-31/10 \$43.10	121.51

List of Accounts Paid by Authority - 1st October To 31st October 2018

Chq/EFT	Date	Name	Description	Amount
9007224593SEP	28/09/2018	Water Corporation	wtr read 1507(26/7)-1543 (27/9)=36kL@\$1.782=\$64.15 PLUS Service charge for 1/9-31/10 \$43.10 PLUS sewerage chrg \$165.67	272.92
9007224809SEP	28/09/2018	Water Corporation	Water meter CK1800103 read 202 (24/9)- 227(27/9)=26kL@\$2.534=\$65.88 PLUS Sewerage charge \$\$339.96 PLUS fire service fee \$44.36	450.20
9007224833SEP	28/09/2018	Water Corporation	Water read 601 (26/7)-652(27/9)=51kL@\$2.534=\$129.23	129.23
9007225000SEP	28/09/2018	Water Corporation	Water read 337 (26/7)-406 (27/9)=69kL@\$1.782=\$122.96 PLUS service charge 1/9-31/10 \$43.10 PLUS Sewerage charge \$191.66	357.72
9007225449SEP	28/09/2018	Water Corporation	Water read 2180(26/7)-2215 (27/9)=35kL@\$2.534	88.69
DD4237.1	12/10/2018	Water Corporation	PAYMENT	-712.23
9022772192SEP	01/10/2018	Water Corporation	Service charge for 1/9 to 31/10/2018	43.10
9008441526SEP	01/10/2018	Water Corporation	Water use and service charge 26/7-27/9/2018 182kl@\$1.7820 for Lot1487 30 Scotia st U1-8 (Allocated), water use 11% allocated and service charge, water use 11% allocated and service charge, water use 11% allocated and service charge, water use 11% allocated and service charge, water use 11% allocated and service charge	669.13
DD4237.2	12/10/2018	Horizon Power	PAYMENT	-3036.42
123423SEP	01/10/2018	Horizon Power	1-30/9/2018 91 streelight Tariff charges	3036.42
DD4237.3	12/10/2018	Telstra Corporation	PAYMENT	-175.00
3279365211SEP	01/10/2018	Telstra Corporation	TMS35 Satellite Plan 7/10-6/11/2018 for mobiles#417143551, 417157150,147163369,147166556,147167814	175.00
DD4240.1	12/10/2018	REST SUPER	SUPER PAYMENT	-219.23
SUPER	12/10/2018	REST SUPER	Staff Superannuation Payment	219.23
DD4240.2	12/10/2018	BT Super for Life	SUPER PAYMENT	-758.91
DEDUCTION	12/10/2018	BT Super for Life	Staff Superannuation Payment	144.23
SUPER	12/10/2018	BT Super for Life	Staff Superannuation Payment	614.68
DD4240.3	12/10/2018	Cbus	SUPER PAYMENT	-517.50
DEDUCTION	12/10/2018	Cbus	Staff Superannuation Payment	132.69
SUPER	12/10/2018	Cbus	Staff Superannuation Payment	384.81

List of Accounts Paid by Authority - 1st October To 31st October 2018

Chq/EFT	Date	Name	Description	Amount
DD4240.4	12/10/2018	WA Local Government Superannuation Plan	SUPER PAYMENT	-5328.31
SUPER	12/10/2018	WA Local Government Superannuation Plan	Staff Superannuation Payment	4757.16
DEDUCTION	12/10/2018	WA Local Government Superannuation Plan	Staff Superannuation Payment	571.15
DD4240.5	12/10/2018	Colonial First State-First Choice Superannuation Trust	SUPER PAYMENT	-1182.70
SUPER	12/10/2018	Colonial First State-First Choice Superannuation Trust	Staff Superannuation Payment	865.39
DEDUCTION	12/10/2018	Colonial First State-First Choice Superannuation Trust	Staff Superannuation Payment	317.31
DD4240.6	12/10/2018	Sunsuper Fund	SUPER PAYMENT	-487.50
SUPER	12/10/2018	Sunsuper Fund	Staff Superannuation Payment	362.50
DEDUCTION	12/10/2018	Sunsuper Fund	Staff Superannuation Payment	125.00
DD4253.1	19/10/2018	Pivotel	PAYMENT	-15.00
2530076	15/10/2018	Pivotel	Access Fee 15/10-14/11/2018 for Satellite phone #0405645950 ACC#40035158	15.00
DD4257.1	19/10/2018	BP Australia Pty Ltd	PAYMENT	-139.77
10367473	30/09/2018	BP Australia Pty Ltd	20/9/2018 Wubin ULSD G10 Diesel \$158.67*88.09L	139.77
DD4261.1	15/10/2018	3E Advantage Pty Limited	PAYMENT	-4293.09
INV-10752- M5P4K2	01/10/2018	3E Advantage Pty Limited	Sept2018 printing charges	4293.09
DD4276.1	17/10/2018	Telstra Corporation	PAYMENT	-992.79
0921434100OCT	01/10/2018	Telstra Corporation	Service charges 25/9-24/10/2018 for mobilenet 0429817010 and 04393850927, Usage charges to 24/9/2018 \$95.40, Service and equipment rental to 24/10/2018 \$939.71, Group plan to 24/10/2018	992.79
DD4276.2	26/10/2018	Telstra Corporation	PAYMENT	-150.00
3279365229OCT	01/10/2018	Telstra Corporation	MyBusiness WBB Plan 50GB 10/10-9/11/2018 mobile 0428128451	150.00

List of Accounts Paid by Authority - 1st October To 31st October 2018

Chq/EFT	Date	Name	Description	Amount
DD4276.3	26/10/2018	Horizon Power	PAYMENT	-4389.42
273971OCT	01/10/2018	Horizon Power	38 Lennon st 28/8-27/9/2018 NMI80014225542 540@\$25.7520 & supply charge \$28.62, 67-69 Scotia st L116 28/8-27/9/2018 151@\$25.7520 plus supply charge \$28.62, L1563 Wotton st 28/8-27/9/2018 612@\$24.2678 plus supply charge \$48.34, 44 Lennon st 28/8-27/9/2018 435@\$25.7520 plus supply charge \$28.62, L9 Kalgoorlie Meekatharra Road 28/8-27/9/2018 120@\$24.2678 plus supply charge \$48.34, L9909 Bernales st BORE Town water reticulation 28/8-27/9/2018 supply charge \$48.34 +gst 4.83, 21 Lennon st 28/8-27/9/2018 612@\$25.7520 plus supply charge \$28.62, costs to be allocated to respective GL code via Journal, L96 30 Lennon st 28/8-27/9/2018 1497@\$24.2678, L9909 Bernales st BORE Town water retic Supply charge 28/8-27/9/2018, L192 Wells st 1732@\$24.2678 28/8-27/9/2018	4389.42
DD4289.1	26/10/2018	WA Local Government Superannuation Plan	SUPER PAYMENT	-5839.59
SUPER	26/10/2018	WA Local Government Superannuation Plan	Staff Superannuation Payment	5268.44
DEDUCTION	26/10/2018	WA Local Government Superannuation Plan	Staff Superannuation Payment	571.15
DD4289.2	26/10/2018	Cbus	SUPER PAYMENT	-517.50
DEDUCTION	26/10/2018	Cbus	Staff Superannuation Payment	132.69
SUPER	26/10/2018	Cbus	Staff Superannuation Payment	384.81
DD4289.3	26/10/2018	Colonial First State-First Choice Superannuation Trust	SUPER PAYMENT	-1182.70
SUPER	26/10/2018	Colonial First State-First Choice Superannuation Trust	Staff Superannuation Payment	865.39
DEDUCTION	26/10/2018	Colonial First State-First Choice Superannuation Trust	Staff Superannuation Payment	317.31
DD4289.4	26/10/2018	BT Super for Life	SUPER PAYMENT	-738.69
SUPER	26/10/2018	BT Super for Life	Staff Superannuation Payment	594.46
DEDUCTION	26/10/2018	BT Super for Life	Staff Superannuation Payment	144.23
DD4289.5	26/10/2018	Sunsuper Fund	SUPER PAYMENT	-487.50
SUPER	26/10/2018	Sunsuper Fund	Staff Superannuation Payment	362.50
DEDUCTION	26/10/2018	Sunsuper Fund	Staff Superannuation Payment	125.00

List of Accounts Paid by Authority - 1st October To 31st October 2018

Chq/EFT	Date	Name	Description	Amount
DD4302.1	25/10/2018	ANZ Bank	PAYMENT	-11010.32
VISA-SEP		ANZ Bank	Card no. XXXX XXXX XXXX 9753 Colin Bastow: Tableware for Back to Wiluna event \$244.08, Dodo phones and ADSL for Executives \$181.75, LED Work Light \$49.95, HDMI 4-way Switcher \$119.00, Microsoft monthly online service charge \$13.20, Foxtel box \$159.83	11010.32
		ANZ Bank	Card no. XXXX XXXX XXXX 9089 Angela Hoy: Diesel in Leonora \$126.19, 2 x 6V 160 Lumen Floating Flashlights \$45.98, Telstra Pre-paid Mobile Recharges \$100.00, Pressure Cleaner Parts \$564.30, Digital Satellite Finder \$230.00	
		ANZ Bank	Card no. XXXX XXXX XXXX 0120 Warren Olsen: 4 x Walkie-Talkies \$149.95, Polycom Expansion Microphone Kit \$405.68, replacement windscreen \$347.76, Office Chair \$399.00, Furniture for House 8 \$3,426.00, Diesel Fuel for Deputy CEO's car \$90.84, Diesel Fuel for Deputy CEO's car \$78.32, Flight for Madison Whittle \$469.95, ASIC Search \$9.00, Service of Health Notice \$113.30, Visitors register and manual receipt books \$281.58, Application for Approval of Premises \$75.00, Application for Bingo Permit \$34.00, Listing of CSO Job Vacancy \$374.00, Diesel Fuel for Deputy CEO's car \$60.04, Diesel Fuel for Deputy CEO's car \$78.32, Karaoke System and Songs \$901.96, Office printers \$1,734.95, Video Adaptors \$22.66	
PE02/10/2018	02/10/2018	Payroll Ending PE 02/10/208	PAYMENT	-45416.05
PE16/10/2018	16/10/2018	Payroll Ending PE 16/10/20108	PAYMENT	-46598.34
PE30/10/2018	30/10/2018	Payroll Ending PE 30/10/20108	PAYMENT	-77503.52
Total List of Accounts Paid by Authority: -				\$ 1,167,333.60

Appendix 9.2.3

Shire of Wiluna INVESTMENT REGISTER as at 31 October 2018

						Investments Movement				
Account or Contract note	Type	Institution	Term Days	Yield	Maturity	Balance B/fwd	Transfers In	Actual Interest	Transfers Out	Closing Balance
<u>Municipal Account Investments</u>										
016307-3377354	Municipal Call Deposit	ANZ	n/a	Varies	n/a	647,660	200,000	726	694,389	153,997
181780156	Business Saver Acct	AMP Bank	n/a	1.80%	n/a	1,000,000		1,480	1,480	1,000,000
38053009	Cash Deposit Acct	CBA	n/a	1.45%	n/a	13,892	500,906	2,488	500,000	17,286
3001771	MM Deposit Account	Bankwest	n/a	1.70%	n/a	1,504,265		2,102		1,506,367
38053009	Fixed Term Deposit	CBA	30	2.20%	15-Oct-18	1,000,000		1,868	1,001,868	0
034884	Fixed Term Deposit	BoC	30	2.23%	19-Oct-18	1,000,000		1,911	1,001,911	0
4757082	Fixed Term Deposit	Bankwest	30	2.15%	19-Oct-18	423,000		747	423,747	0
38053009	Fixed Term Deposit	CBA	31	2.20%	22-Oct-18	300,000		561	300,561	0
38053009	Fixed Term Deposit	CBA	30	2.10%	25-Oct-18	200,000		345	200,345	0
38053009	Fixed Term Deposit	CBA	30	2.15%	14-Nov-18		1,001,868			1,001,868
035473	Fixed Term Deposit	BoC	31	2.25%	19-Nov-18		1,000,000			1,000,000
4767118	Fixed Term Deposit	Bankwest	31	2.15%	19-Nov-18		423,747			423,747
38053009	Fixed Term Deposit	CBA	30	2.15%	26-Nov-18		500,000			500,000
035438	Fixed Term Deposit	NAB	120	2.63%	14-Feb-19		650,000			650,000
<u>Reserve Account Investments</u>										
016286-2308665	Reserve Call Deposit	ANZ	n/a	Varies	n/a	2,247		2		2,249
032863	Fixed Term Deposit	BoQ	120	2.60%	03-Oct-18	1,225,827		10,478	1,236,305	0
033402	Fixed Term Deposit	ME Bank	122	2.75%	05-Nov-18	2,000,000				2,000,000
033844	Fixed Term Deposit	WestPac	131	2.54%	05-Dec-18	1,680,000				1,680,000
034483	Fixed Term Deposit	NAB	135	2.63%	10-Jan-19	960,000				960,000
035153	Fixed Term Deposit	BoQ	121	2.58%	01-Feb-19		1,236,305			1,236,305
Total Investments						11,956,891	5,512,827	22,709	5,360,607	12,131,820
Represented By:						Percentage of Total				
L072300	Reserve - Airport			20.39%		1,145,408		2,137		1,147,545
L072100	Reserve - Asset Replacement			50.89%		2,858,347		5,333		2,863,680
L072200	Reserve - Computer			1.90%		106,560		199		106,759
L072400	Reserve - Leave			3.20%		179,693		335		180,029
L072500	Reserve - Wiluna Telecentre			0.30%		16,740		31		16,771
L072505	Reserve - Caravan Park			0.82%		46,205		86		46,291
L072506	Reserve - Canning-Gunbarrel Discovery Centre			6.15%		345,444		645		346,089
L072507	Reserve - Unspent Grants			Not Applicable		250,959				250,959
L072508	Reserve - Community Development			4.47%		250,825		468		251,293
L072509	Reserve - Public Infrastructure			0.00%		0		0		0
L072510	Reserve - Plant			10.92%		613,210		1,144		614,354
L072511	Reserve - Retentions			0.97%		54,683		102		54,785
	Sub Total Reserves			100.00%		5,868,074	0	10,481	0	5,878,554
	Muni Fund Term Deposits					2,923,000	3,575,616	5,433	2,928,433	3,575,616
	Muni Fund Call Deposits					3,165,817	700,906	6,796	1,195,869	2,677,649
	Sub Total Non-Reserves					6,088,817	4,276,522	12,229	4,124,302	6,253,265
	Total Funds Invested					11,956,891	4,276,522	22,709	4,124,302	12,131,820

file



LGE 028

RECEIVED 24 OCT 2018

WESTERN AUSTRALIAN
Electoral Commission

Mr Colin Bastow
Chief Executive Officer
Shire of Wiluna
PO Box 38
WILUNA WA 6646

Dear Mr Bastow

Local Government Ordinary Election: 2019

The next local government ordinary elections are being held on 19 October 2019. While this is still some distance in the future, I have enclosed an estimate for your next ordinary election to assist in your 2019/2020 budget preparations.

The estimated cost for the 2019 election if conducted as a postal ballot is \$14,000 inc GST, which has been based on the following assumptions:

- 225 electors
- response rate of approximately 40%
- 4 vacancies
- count to be conducted at the offices of the Shire of Wiluna
- appointment of a local Returning Officer
- regular Australia Post delivery service to apply for the lodgement of the election packages.

An additional amount of \$45 will be incurred if your Council decides to opt for the Australia Post Priority Service for the lodgement of election packages. The Commission is of the view that the regular service is adequate for outgoing mail for most local governments, particularly in the metropolitan area.

Costs not incorporated in this estimate include:

- any legal expenses other than those that are determined to be borne by the Western Australian Electoral Commission in a Court of Disputed Returns
- one local government staff member to work in the polling place on election day
- any additional postage rate increase by Australia Post.

The Commission is required by the *Local Government Act* to conduct local government elections on a full cost recovery basis and you should note that this is an estimate only and may vary depending on a range of factors including the cost of materials or number of replies received. The basis for charges is all materials at cost and a margin on staff time only. Should a significant change in this figure become evident prior to or during the election you will be advised as early as possible.

The current procedure required by the Act is that my written agreement has to be obtained before the vote by Council is taken. To facilitate the process, you can take this letter as my agreement to be responsible for the conduct of the ordinary elections in 2019 for the Shire of Wiluna in accordance with section 4.20(4) of the *Local Government Act 1995*, together with any other elections or polls that may also be required. My agreement is subject to the proviso that the Shire of Wiluna also wishes to have the election undertaken by the Western Australian Electoral Commission as a postal election.

In order to achieve this, your council would need to pass the following two motions by absolute majority:

- Declare, in accordance with section 4.20(4) of the *Local Government Act 1995*, the Electoral Commissioner to be responsible for the conduct of the 2019 ordinary elections together with any other elections or polls which may be required
- Decide, in accordance with section 4.61(2) of the *Local Government Act 1995* that the method of conducting the election will be as a postal election.

I look forward to conducting this election for the Shire of Wiluna in anticipation of an affirmative vote by Council. If you have any further queries please contact Phil Richards Manager, Election Events on 9214 0400.

Yours sincerely

A handwritten signature in black ink, appearing to read 'DK', with a stylized flourish extending to the right.

David Kerslake
ELECTORAL COMMISSIONER

19 October 2018

Shire OF
Wiluna



**REGISTER OF DELEGATED AUTHORITY
TO CHIEF EXECUTIVE OFFICER**

Reviewed 12 June 2018

Table of Contents

RECORD OF REVIEW OF DELEGATION REGISTER.....	2
PREAMBLE and GENERAL REQUIREMENTS.....	3
SPECIFIC DELEGATIONS OF AUTHORITY	3
1000 ADMINISTRATION	3
1001 - General Management of Operations.....	3
1002 - Enforcement of Laws.....	5
1003 - Local Laws Administration and Enforcement.....	6
1004 - Notices to Owners and Occupiers of Land.....	7
1005 - Powers of entry	8
1006 - Removing and/or Impounding of Goods	9
1007 - Variation of Requirements Before Entry Into Contract and/or variation after entering into contracts	11
1008 - Disposal of Property excluding land	12
2000 ENGINEERING AND TECHNICAL SERVICES.....	13
2001 - Temporary Thoroughfare and Road Closures	13
2002 - Gates and Pipes Across Thoroughfares.....	14
2003 - Dangerous Excavation in or near public thoroughfare	15
2004 -Crossing From Public Thoroughfare to Private Land or Private Thoroughfare	16
3000 FINANCIAL MANAGEMENT	18
3001 - Lodgement of Caveats – Rates arrears.....	18
3002 - Payment arrangements – rates and charges	19
3003 - Debt Recovery	20
3004- Investment of Funds	21
3005 - Rate Record Objection: Time Extension.....	22
3006 -Consideration of Rate Record Objection	23
4000 BUSH FIRE CONTROL.....	24
4001 - Chief Bushfire Control Officer.....	24
4002 - Burning, Prohibited Times (Variations).....	25
5000 PLANNING	26
6000 HEALTH AND BUILDING.....	27
6001 - Grant of Building Permits	27
6002 - Grant of Demolition Permits	28
6003 - Grant of Occupancy Permit.....	29
6004 - Grant of Building Approval Certificate	30
6005 - Building Orders	31
6006 - Extensions of Period of Duration of Occupancy Permit or Building Approval Certificate	32
7000 ANIMAL CONTROL	35
7001 - Enforcement of Dog Act 1976 and Local Laws.....	35

[illegible]

PREAMBLE and GENERAL REQUIREMENTS

The Chief Executive Officer:

1. Is not compelled to exercise the delegations on every occasion and retains the right to refer individual matters to the Council. The exercise of considerable judgement is therefore expected in the exercise of these delegations;
2. Is required to exercise these delegations fairly for the good government of the District, and in accordance with the Shire of Wiluna's Code of Conduct and the policies and decisions of the Council;
3. Must cause records to be kept relating to the sub-delegation of authorities as required by Section 5.42 (1) of the Local Government Act 1995 and relating to the exercise of delegated authorities as required by Section 5.46 (3) of the Local Government Act 1995.

SPECIFIC DELEGATIONS OF AUTHORITY

1000 ADMINISTRATION

1001		1001 - General Management of Operations
	Functions and/or responsibilities delegated:	<p>1 Procurement of suppliers, services or assets in accordance with Council's adopted budget and purchasing policies. This includes calling of tenders</p> <p>2 Consideration of claims against Council for property damage that do not exceed the insurance policy excess amounts, and authority to accept or deny liability on behalf of the Council</p>
	Limitations of delegation:	<ul style="list-style-type: none">• Authority in respect of purchasing, acquisition of assets, entering into contracts, appointment of staff, engagement of consultants etc. are subject to adequate budgetary provisions with the adopted budget of Council.• Council dwellings not immediately required for Shire purposes and/or staff may not be rented to other parties without express permission of the Council.• The Chief Executive Officer (Chief Executive Officer) shall not procure/purchase any goods or services where the value of the order exceeds \$150,000 (sub-paragraph 2-3) above

Register of Delegated Authority to the Chief Executive Officer
19 July 2017

		<ul style="list-style-type: none"> • Acceptance of insurance claims against Council for property damage (sub-paragraph 7 above) is limited to the value of Council's relevant insurance excess claim and then only up[on receipt of an appropriate release form • Expenses reimbursed for staff or elected member are not to include partner expenses unless Council has specifically resolved for that partner to accompany the elected or staff member
	Informing Legislation/Statute/Policy:	Section 5.42 Local Government Act 1995
	Date of Delegation	30 January 2018
	Record of further delegation of power by the Chief Executive Officer to another employee	<p>Refer to following delegations by Chief Executive Officer to:</p> <ol style="list-style-type: none"> 1. Deputy Chief Executive Officer (\$50,000) 2. Executive Manager Technical Services (\$50,000) 3. Executive Assistant (\$1,000) 4. Assets Infrastructure Officer (\$1,000)

1002		1002 - Enforcement of Laws
	Functions and/or responsibilities delegated:	<p>Appointment of persons or classes of persons to be authorised for the purposes of performing particular functions as specified by the Chief Executive Officer. The appointments being referred to in:</p> <ul style="list-style-type: none"> • <i>Section 9.10 Local Government Act 1995</i> • <i>Part III Subdivision 2 Local Government Act 1995</i> • <i>Sections 11 and 29 (1) Dog Act 1976</i> • <i>Section 38 Bushfire Act 1954</i> • <i>Regulation 6 Caravan Park and Camping Control Regulations 1997</i> • <i>Sections 118 and 122 Food Act 2008</i>
	Limitations of delegation:	Limited to functions as outlined above
	Informing Legislation/Statute	Legislation as listed above
	Date of Delegation	30 January 2018
	Record of further delegation of power by the Chief Executive Officer to another employee	Refer to <i>Delegation of Authority to Outside Works Crew (Backup Rangers)</i>

Register of Delegated Authority to the Chief Executive Officer
19 July 2017

1003		1003 - Local Laws Administration and Enforcement
	Functions and/or responsibilities delegated:	Administering the local laws of the Shire of Wiluna and do all other things that are necessary or convenient to be done for, or in connection with, performing its functions under the Shire of Wiluna Local Laws.
	Limitations of delegation:	Limited to functions as outlined above
	Informing Legislation/Statute/Policy:	Shire of Wiluna Local Laws as adopted from time to time
	Date of Delegation	30 January 2018
	Record of further delegation of power by the Chief Executive Officer to another employee	Refer to <i>Delegation of Authority to Outside Work Crew</i> (Backup Rangers)

*Register of Delegated Authority to the Chief Executive Officer
19 July 2017*

1004		1004 - Notices to Owners and Occupiers of Land
	Functions and/or responsibilities delegated:	Giving notice in writing to a person who is the owner or occupier of land, requiring the persons to do anything specified in that notice that is prescribed in Schedule 3.1 of the <i>Local Government Act 1995</i>
	Limitations of delegation:	Notice given within requirements of Schedule 3.1
	Informing Legislation/Statute/Policy:	Section 3.25 Local Government Act 1995
	Date of Delegation	30 January 2018
	Record of further delegation of power by the Chief Executive Officer to another employee	Refer to <i>Delegation of Authority to Outside Works Crew</i> (Backup Rangers)

1005		1005 - Powers of entry
	Functions and/or responsibilities delegated:	<ol style="list-style-type: none"> 1. Pursuant to Section 3.31 (1) (2) (3): the Chief Executive Officer is the authorised person of the Shire of Wiluna with respect of entering a property, premise or thing 2. Pursuant to Section 3.32 (1) (2) (3) (4) exercising the power to issue with regarding to notice of entry 3. Pursuant to Section 3.33 (1) (2) (3): exercising the power of being the authorized local government employee for the purpose of entry under warrant 4. Pursuant to Section 3.34: exercising of the <i>Local Government Act</i> that, in an emergency lawfully entering any land, premise or thing immediately and without notice and perform any of its functions as it considers appropriate to deal with the emergency
	Limitations of delegation:	As provided for within provisions, including referenced regulations of the provision of the Act as referred above
	Informing Legislation/Statute/Policy:	Section 3.28-3.36 Local Government Act 1995
	Date of Delegation	30 January 2018
	Record of further delegation of power by the Chief Executive Officer to another employee	Refer to <i>Delegation of Authority to Outside Works Crew (Backup Rangers)</i>

1006		1006 - Removing and/or Impounding of Goods
	<p>Functions and/or responsibilities delegated:</p>	<ol style="list-style-type: none"> 1. Pursuant to Sections 3.37, 3.38 and 3.39: the Chief Executive Officer is the employee of the Shire of Wiluna authorised with respect to removing and impounding any goods that are involved in a contravention that can lead to impounding. 2. Pursuant to Sections 3.40 (1) (2) and (3) The Chief Executive Officer is the person authorized to exercise the power of the local government with regarding to removing vehicle if goods to be impounded are in or on the vehicle 3. Pursuant to 3.40A (1): The Chief Executive Officer is the employee of the Shire of Wiluna authorized to remove and impound a vehicle that, in the opinion of the Chief Executive Officer, is an abandoned vehicle wreck. 4. Pursuant to Sections 3.40A (2) (3) The Chief Executive Officer is the employee of the Shire of Wiluna authorised to exercise the power of the local government giving notice that an abandoned vehicle wreck can be collected 5. Pursuant to Section 3.40A (4) The Chief Executive Officer is the employee of the Shire of Wiluna authorised to exercise the power of the local government to give notice that the removed vehicle has been declared an abandoned vehicle wreck. 6. Pursuant to Section 3.42 (1) (2) The Chief Executive Officer is the employee of the Shire of Wiluna authorised to exercise the power of the local government to institute proceedings or give notice for impounded non-perishable goods 7. Pursuant to Section 3.44 The Chief Executive Officer is the employee of the Shire of Wiluna authorised to exercise the power of the local government to give notice regarding collection of impounded non-perishable goods. 8. Pursuant to Section 3.46 (1) (2) The Chief

Register of Delegated Authority to the Chief Executive Officer
19 July 2017

		<p>Executive Officer is the person authorized to exercise the power of the local government to refuse collection of removed and/or impounded goods</p> <p>9. Pursuant to Section 3.47 The Chief Executive Officer is the employee of the Shire of Wiluna authorized to exercise the power of the local government to dispose of confiscated or uncollected goods subject to provisions of Section 3.58.</p> <p>10. Pursuant to Section 3.47A (1) (2) The Chief Executive Officer is the employee of the Shire of Wiluna authorized to exercise the power of the local government to dispose of sick or injured animals</p> <p>11. Pursuant to Section 3.48 The Chief Executive Officer is the employee of the Shire of Wiluna to exercise the power of the local government to recover impounded expenses.</p>
	Limitations of delegation:	As limited or allowed by sections mentioned in specific delegations above
	Informing Legislation/Statute/Policy:	Section 3.39-3.48 of the <i>Local Government Act</i>
	Date of Delegation	30 January 2018
	Record of further delegation of power by the Chief Executive Officer to another employee	Refer to <i>Delegation of Authority to Outside Works Crew (Backup Rangers)</i>

1007		1007 - Variation of Requirements Before Entry Into Contract and/or variation after entering into contracts
	Functions and/or responsibilities delegated:	Approving of minor variations in the goods or services as called by for tender after the tender has been called but before a contract has been entered into
	Limitations of delegation:	Minor variation is deemed** a variation that the local government is satisfied is minor with regard to total goods or services that tenders were invited to supply <i>**Section 20 Local Government (Functions and General) Regulations 1996</i>
	Informing Legislation/Statute/Policy:	Local Government Act 1995 Local Government (Functions and General) Regulations 1996
	Date of Delegation	22 April 2015
	Record of further delegation of power by the Chief Executive Officer to another employee	Nil

*Register of Delegated Authority to the Chief Executive Officer
19 July 2017*

1008		1008 - Disposal of Property excluding land
	Functions and/or responsibilities delegated:	Disposing of property, other than land, classified as an exempt disposition under Regulation 30(3) (a) and (b) of the Local Government (Functions and General) Regulations and pursuant to S3.58 (5) (d) of the Local Government Act.
	Limitations of delegation:	Property must have a market value of less than \$20,000. Property cannot be land
	Informing Legislation/Statute/Policy:	Section 3.58 - Local Government Act 1995 Regulation 30 (a) and (b) - Local Government (Functions and General) Regulations 1996
	Date of Delegation:	22 April 2015
	Record of further delegation of power by the Chief Executive Officer to another employee	NIL

2000 ENGINEERING AND TECHNICAL SERVICES

2001		2001 - Temporary Thoroughfare and Road Closures
	Functions and/or responsibilities delegated:	<ol style="list-style-type: none"> 1. Pursuant to Section 3.50, The Chief Executive Officer is the employee of the Shire of Wiluna authorized to exercise the power of the local government to close certain thoroughfares to vehicle 2. Pursuant to Section 3.50A, The Chief Executive Officer is the employee of the Shire of Wiluna authorized to exercise the power of the local government for partial closure of thoroughfare for repairs or maintenance 3. Pursuant to Section 3.51, The Chief Executive Officer is the employee of the Shire of Wiluna authorized to exercise the power of the local government for giving affected owners notice of certain proposals
	Limitations of delegation:	As limited or allowed by sections mentioned in specific delegation's above
	Informing Legislation/Statute/Policy:	Section 3.50, 3.50A and 3.51 of Local Government Act 1995
	Date of Delegation:	16 May 2017
	Record of further delegation of power by the Chief Executive Officer to another employee	Refer to <i>Delegation of Authority to Executive Manager Technical Services</i>

Register of Delegated Authority to the Chief Executive Officer
19 July 2017

2002		2002 - Gates and Pipes Across Thoroughfares
	Functions and/or responsibilities delegated:	Pursuant to Regulation 9 of the <i>Local Government (Uniform Local Provisions) Regulations 1996 (WA)</i> The Chief Executive Officer is the employee of the Shire of Wiluna authorized to exercise the power of the local government in relation to gates across a public thoroughfare.
	Limitations of delegation:	As provided by regulations
	Informing Legislation/Statute/Policy:	Regulation 9 of the <i>Local Government (Uniform Local Provisions) Regulations 1996 (WA)</i> .
	Date of Delegation:	16 May 2016
	Record of further delegation of power by the Chief Executive Officer to another employee	Refer to <i>Delegation of Authority to Executive Manager Technical Services</i>

*Register of Delegated Authority to the Chief Executive Officer
19 July 2017*

2003		2003 - Dangerous Excavation in or near public thoroughfare
	Functions and/or responsibilities delegated:	Pursuant to Regulation 11 of the <i>Local Government (Uniform Local Provisions) Regulations 1996 (WA)</i> . The Chief Executive Officer is the employee of the Shire of Wiluna authorized to exercise the power of the local government in relation to dangerous excavations in or near a public thoroughfare
	Limitations of delegation:	As provided by regulations
	Informing Legislation/Statute/Policy:	Regulation 11 of the <i>Local Government (Uniform Local Provisions) Regulations 1996 (WA)</i> .
	Date of Delegation:	16 May 2017
	Record of further delegation of power by the Chief Executive Officer to another employee	Refer to <i>Delegation of Authority to Executive Manager Technical Services</i>

2004		2004 -Crossing from Public Thoroughfare to Private Land or Private Thoroughfare
	Functions and/or responsibilities delegated:	<ol style="list-style-type: none"> 1. Pursuant to Regulation 12 of the <i>Local Government (Uniform Local Provisions) Regulations 1996 (WA)</i> The Chief Executive Officer is the employee of the Shire of Wiluna authorized to exercise the power of the local government to approve or not approve the construction of a crossing from a public thoroughfare to private land or private thoroughfare 2. Pursuant to Regulation 13 of the <i>Local Government (Uniform Local Provisions) Regulations 1996 (WA)</i> The Chief Executive Officer is the employee of the Shire of Wiluna authorized to exercise the power of the local government in requiring a person who is the owner or occupier of private land to construct or repair a crossing from a public thoroughfare to the land or a private thoroughfare serving the land and any subsequent recovery of debt or instigation of prosecution proceedings should an owner fail to comply with requirement to construct or repair. 3. Pursuant to Regulation 14 of the <i>Local Government (Uniform Local Provisions) Regulations 1996 (WA)</i> The Chief Executive Officer is the employee of the Shire of Wiluna authorized to exercise the power of the local government consulting with and obtaining the approval of the Commission of Main Roads WA with regard to certain constructions 4. Pursuant to Regulation 15 of the <i>Local Government (Uniform Local Provisions) Regulations 1996 (WA)</i> The Chief Executive Officer is the employee of the Shire of Wiluna authorized to exercise the power of the local government for its obligation to bear 50% of construction costs

*Register of Delegated Authority to the Chief Executive Officer
19 July 2017*

	Limitations of delegation:	Limit on expenses incurred by Shire as per Shire of Wiluna Policy 3.1 <i>Crossovers</i> and the provisions of Regulation 15 of the <i>Local Government (Uniform Local Provisions) Regulations 1996 (WA)</i>
	Informing Legislation/Statute/Policy:	Local Government (Uniform Local Provisions) Regulations 1996
	Date of Delegation:	16 May 2017
	Record of further delegation of power by the Chief Executive Officer to another employee	Refer to <i>Delegation of Authority to Executive Manager Technical Services</i>

3000 FINANCIAL MANAGEMENT

3001		3001 - Lodgement of Caveats – Rates arrears
	Functions and/or responsibilities delegated:	<ol style="list-style-type: none"> 1. Authorisation of caveats over land (including pastoral leases and tenements administered through the Dept. of Mines and Petroleum) where the rates are in arrears and it is considered that the interests of the Council should be protected 2. Authorisation for withdrawal of aforesaid caveats once arrears of rates have been settled or the Chief Executive Officer is satisfied that the debt will be settled within a two-week period
	Limitations of delegation:	
	Informing Legislation/Statute/Policy:	Section 5.42 of the Local Government Act
	Date of Delegation:	16 May 2017
	Record of further delegation of power by the Chief Executive Officer to another employee	Refer to <i>Delegation of Authority to Deputy Chief Executive Office and Manager of Finance</i>

*Register of Delegated Authority to the Chief Executive Officer
19 July 2017*

3002		3002 - Payment arrangements – rates and charges
	Functions and/or responsibilities delegated:	<ul style="list-style-type: none"> • Acceptance of payment arrangement for a rate or service charge payable by a person and proposed by that person
	Limitations of delegation:	Nil
	Informing Legislation/Statute/Policy:	Section 6.49 of the Local Government Act
	Date of Delegation:	16 May 2017
	Record of further delegation of power by the Chief Executive Officer to another employee	Refer to <i>Delegation of Authority to Deputy Chief Executive Officer and Finance of Manager</i>

*Register of Delegated Authority to the Chief Executive Officer
19 July 2017*

3003		3003 - Debt Recovery
	Functions and/or responsibilities delegated:	<ol style="list-style-type: none"> 1. Recovery of rates or service charges debts, including costs of recovery, through a court of competent jurisdiction 2. Recovery of debts owing to the Shire, including cost of recovery, through a court of competent jurisdiction, where those debts incurred were done so within pursuant to any provision in the Local Government Act or written Council policy or resolution that allows such a cost, fee, charge or expense to be charged or levied
	Limitations of delegation:	As legislation dictates
	Informing Legislation/Statute/Policy:	Local Government Act 1995 – various provisions including but not limited to S3.25, S3.26, S3.48 and S6.56
	Date of Delegation:	16 May 2017
	Record of further delegation of power by the Chief Executive Officer to another employee	Refer to <i>Delegation of Authority to Deputy Chief Executive Officer and Finance of Manager</i>

*Register of Delegated Authority to the Chief Executive Officer
19 July 2017*

3004		3004- Investment of Funds
	Functions and/or responsibilities delegated:	Investing of funds held in any Shire bank account in accordance with requirements of Section 6.14 (1) Local Government Act and any Council policy established in relation to investments of funds
	Limitations of delegation:	
	Informing Legislation/Statute/Policy:	Section 6.14 (1) Local Government Act Shire of Wiluna Policy in relation to investment of funds
	Date of Delegation:	16 May 2017
	Record of further delegation of power by the Chief Executive Officer to another employee	Refer to <i>Delegation of Authority to Deputy Chief Executive Officer and/or Finance of Manager</i>

3005		3005 - Rate Record Objection: Time Extension
	Functions and/or responsibilities delegated:	<ol style="list-style-type: none"> 1. Approving extension of time for an application from a person making an objection to the Ratebook as per Section 6.76 (4) of the <i>Local Government Act 1995</i> 2. Advising applicant of decision and rights of appeal to the decision as per Section 6.76 (5) of the <i>Local Government Act 1995</i>
	Limitations of delegation:	
	Informing Legislation/Statute/Policy:	Section 6.75 Local Government Act 1995 Section 6.76 Local Government Act 1995 Section 6.78 Local Government Act 1995
	Date of Delegation:	16 May 2017
	Record of further delegation of power by the Chief Executive Officer to another employee	Refer to <i>Delegation of Authority to Deputy Chief Executive Officer and/or Finance of Manager</i>

*Register of Delegated Authority to the Chief Executive Officer
19 July 2017*

3006		3006 -Consideration of Rate Record Objection
	Functions and/or responsibilities delegated:	<ol style="list-style-type: none"> 1. Considering objection to rate record and either allowing it or disallowing it, in whole or in part per Section 6.76 (5) of the <i>Local Government Act 1995</i> 2. Advising application of decision and rights of appeal to the decision as per Section 6.76 (5) of the <i>Local Government Act 1995</i>
	Limitations of delegation:	
	Informing Legislation/Statute/Policy:	Section 6.75 Local Government Act Section 6.76 Local Government Act
	Date of Delegation:	16 May 2017
	Record of further delegation of power by the Chief Executive Officer to another employee	Refer to <i>Delegation of Authority to Deputy Chief Executive Officer and/or Finance of Manager</i>

4000 BUSH FIRE CONTROL

4001		4001 - Chief Bushfire Control Officer
	Functions and/or responsibilities delegated:	Authorised by Council as Chief Bushfire Control Officer for the district and exercising powers and duties of the <i>Bush Fires Act 1954</i> as required of a local government, including but not limited to Sections: 24, 33,35,36,37,38,40, 42, 50 and 62 of same Act.
	Limitations of delegation:	Regulation 48 of Bush Fires Act 1954
	Informing Legislation/Statute/Policy:	Bush Fire Acts 1954
	Date of Delegation:	22 April 2015
	Record of further delegation of power by the Chief Executive Officer to another employee	Nil

*Register of Delegated Authority to the Chief Executive Officer
19 July 2017*

4002		4002 - Burning, Prohibited Times (Variations)
	Functions and/or responsibilities delegated:	That pursuant to Section 17 (10) of the <i>Bush Fires Act 1954</i> , the Chief Executive Officer in the role of Chief Bush Fire Control Officer and the Shire President be delegated jointly the Council's powers and duties under Section 17 (7) and 17 (8) of the <i>Bush Fires Act 1954</i> in respect to varying the prohibited burning times.
	Limitations of delegation:	Section 17 (1) Bush Fires Act 1954
	Informing Legislation/Statute/Policy:	Bush Fires Act 1954
	Date of Delegation:	22 April 2015
	Record of further delegation of power by the Chief Executive Officer to another employee	Nil

5000 PLANNING

(No delegations as at 25.03.2015)

6000 HEALTH AND BUILDING

6001		6001 - Grant of Building Permits
	Functions and/or responsibilities delegated:	<ol style="list-style-type: none"> 1. Grant of Building Permits under section 20 of the Building Act 2011 to: <ul style="list-style-type: none"> • Approve or refuse to approve plans or specifications; • Approve or refuse to approve an extension of time where a building has not been completed within the designated timeframe. 2. Exercise authority under Section 127 of the Building Act 2011 and delegate this power/duty to the Environmental Health Officer/Building Surveyor (PEHO)
	Limitations of delegation:	Limited to functions as outlined above
	Informing Legislation/Statute	Building Act 2011
	Date of Delegation	22 April 2015
	Record of further delegation of power by the Chief Executive Officer to another employee	Refer to <i>Delegation of Authority to Contract Environmental Health Officer/Building Surveyor (PEHO)</i>

Register of Delegated Authority to the Chief Executive Officer
19 July 2017

6002		6002 - Grant of Demolition Permits
	Functions and/or responsibilities delegated:	<ol style="list-style-type: none"> 1. Approve the issue of a demolition permit under Section 21 of the Building Act 2011 to take down a building or part of a building 2. Exercise authority under Section 127 of the Building Act 2011 and delegate this power/duty to the Environmental Health Officer/Building Surveyor (PEHO)
	Limitations of delegation:	Limited to functions as outlined above
	Informing Legislation/Statute	Building Act 2011
	Date of Delegation	22 April 2015
	Record of further delegation of power by the Chief Executive Officer to another employee	Refer to <i>Delegation of Authority to Contract Environmental Health Officer/Building Surveyor (PEHO)</i>

6003		6003 - Grant of Occupancy Permit
	Functions and/or responsibilities delegated:	<ol style="list-style-type: none"> 1. Under Section 58 of the Building Act 2011: approve, modify or refuse Grant of Occupancy Permit applications 2. Exercise authority under Section 127 of the Building Act 2011 and delegate this power/duty to the Environmental Health Officer/Building Surveyor (PEHO)
	Limitations of delegation:	Limited to functions as outlined above
	Informing Legislation/Statute	Building Act 2011
	Date of Delegation	22 April 2015
	Record of further delegation of power by the Chief Executive Officer to another employee	Refer to <i>Delegation of Authority to Contract Environmental Health Officer/Building Surveyor (PEHO)</i>

*Register of Delegated Authority to the Chief Executive Officer
19 July 2017*

6004		6004 - Grant of Building Approval Certificate
	Functions and/or responsibilities delegated:	<ol style="list-style-type: none"> 1. Under S58 of the Building Act 2001: approve, modify or refuse Building Approval Certification applications 2. Exercise authority under Section 127 of the Building Act 2011 and delegate this power/duty to the Environmental Health Officer/Building Surveyor (PEHO)
	Limitations of delegation:	Limited to functions as outlined above
	Informing Legislation/Statute	Building Act 2011
	Date of Delegation	22 April 2015
	Record of Further delegation of power by the Chief Executive Officer to another employee	Refer to <i>Delegation of Authority to Contract Environmental Health Officer/Building Surveyor (PEHO)</i>

6005		6005 - Building Orders
	Functions and/or responsibilities delegated:	<p>1. Under Section 110 of the Building Act 2011, to make building orders in relation to:</p> <ul style="list-style-type: none"> a) Building Work b) Demolition work c) An existing building or incidental structure <p>2. Under Section 117 of the Building Act 2011, revoke building orders</p> <p>3. Exercise authority under Section 127 of the Building Act 2011 and delegate this power/duty to the Environmental Health Officer/Building Surveyor (PEHO)</p>
	Limitations of delegation:	Limited to functions as outlined above
	Informing Legislation/Statute	Building Act 2011
	Date of Delegation	22 April 2015
	Record of Further delegation of power by the Chief Executive Officer to another employee	Refer to <i>Delegation of Authority to Contract Environmental Health Officer/Building Surveyor (PEHO)</i>

*Register of Delegated Authority to the Chief Executive Officer
19 July 2017*

6006		6006 - Extensions of Period of Duration of Occupancy Permit or Building Approval Certificate
	Functions and/or responsibilities delegated:	<ol style="list-style-type: none"> 1. To approve or refuse to approve applications for an Extension of Period of Duration of Occupancy Permit or Building Approval Certificate under Section 58 of the Building Act 2. Exercise authority under Section 127 of the Building Act 2011 and delegate this power/duty to the Environmental Health Officer/Building Surveyor (PEHO)
	Limitations of delegation:	Limited to functions as outlined above
	Informing Legislation/Statute	Building Act 2011
	Date of Delegation	22 April 2015
	Record of Further delegation of power by the Chief Executive Officer to another employee	Refer to <i>Delegation of Authority to Contract Environmental Health Officer/Building Surveyor (PEHO)</i>

*Register of Delegated Authority to the Chief Executive Officer
19 July 2017*

6007		6007 – Authorised Officers to carry out functions under the Public Health Act 2016
	Functions and/or responsibilities delegated:	<ol style="list-style-type: none"> 1. In accordance with section 17 of the Public Health Act 2016 the Chief Executive Officer is authorised to appoint Authorised Officers to carry out functions under the Public Health Act 2016. 2. Retention of file copy of relevant correspondence. Records to be kept under the provisions of General Disposal Authority for local Government Records Legislation.
	Limitations of delegation:	Limited to functions as outlined above
	Informing Legislation/Statute	Section 18 of the Public Health Act 2016
	Date of Delegation	7 December 2016
	Record of Further delegation of power by the Chief Executive Officer to another employee	Refer to <i>Delegation of Authority to Contract Environmental Health Officer/Building Surveyor (PEHO)</i>

6008		6008 – Appointment of Authorised Officer – Issue Certificates of Authority
	Functions and/or responsibilities delegated:	<p>3. In accordance with the provisions of Section 24 and Section 30 of the Public Health Act 2016 the Chief Executive Officer is authorised to designate a person or class of persons as an Authorised Officer and issue Certificates of Authority.</p> <p>4. Retention of file copy of relevant correspondence. Records to be kept under the provisions of General Disposal Authority for local Government Records Legislation.</p>
	Limitations of delegation:	Limited to functions as outlined above
	Informing Legislation/Statute	Sections 24, 30 and 312 of the Public Health Act 2016.
	Date of Delegation	22 April 2015
	Record of Further delegation of power by the Chief Executive Officer to another employee	Refer to <i>Delegation of Authority to Contract Environmental Health Officer/Building Surveyor (PEHO)</i>

7000 ANIMAL CONTROL

7001		7001 - Enforcement of Dog Act 1976 and Local Laws
	Functions and/or responsibilities delegated:	Administering the Dog Act 1976 and Shire of Wiluna local laws and to do all other things, including exercising power of the local government, that are necessary or convenient to be done for, or in connection with, performing its functions as a local government under the Dog Act 1976 and any associated Shire of Wiluna Local Laws.
	Limitations of delegation:	Local Government Act 1995 Dog Act 1976
	Informing Legislation/Statute/Policy:	Local Government (Miscellaneous Provisions) Act 1960
	Date of Delegation:	30 January 2018
	Record of Further delegation of power by the Chief Executive Officer to another employee	Refer to <i>Delegation of Authority to Outside Works Crew (Backup Rangers)</i>