


# Shire of Wiluna

## **MINUTES**



**Ordinary Meeting of Council**

**Held**

**Wednesday 28 August 2019**

## Table of Contents

1. Declaration of Opening and Announcement of Visitors .....	2
2. Public Question Time .....	2
a) Responses to Previous Public Questions taken on Notice .....	2
b) New Questions .....	2
3. Record of Attendance .....	2
a) Apologies and Leave of Absence Previously Approved .....	2
b) Applications for Leave of Absence.....	2
c) Notations of Interest:.....	2
4. Petitions and Deputations .....	3
5. Confirmation of Minutes of Previous Meeting.....	3
6. Status Report.....	4
7. Announcements by the person presiding without discussion .....	4
Nil .....	4
8. Matters for which meeting may be closed .....	4
9. Reports of Officers and Committees.....	4
9.1. Deputy Chief Executive Officer .....	4
9.1.1. Financial Activity Report – July 2019 .....	4
9.1.2. Accounts Paid by Delegated Authority – July 2019.....	6
9.1.3. Financial Investments – July 2019.....	7
9.2. Chief Executive Officer .....	11
9.2.1. Staff Housing Policy .....	11
9.2.2. Trial Cashless Debit Card .....	12
9.3. Committee Reports .....	14
10. Elected Members Motion of Which Previous Notice Has Been Given.....	14
11. Urgent Business Approved by the Person Presiding or by Decision of Council.....	14
11.2.1. Leasing 77 (Lot 1468) Wotton Street.....	14
11.2.2. Policy on Mining Camps in Wiluna.....	17
12. Matters Behind Closed Doors.....	18
13. Closure .....	18

## APPENDICES

<b>APPENDIX 9.1.1.</b>	<b>Financial Report</b>
<b>APPENDIX 9.1.2.</b>	<b>Payments made by Authority</b>
<b>APPENDIX 9.1.3.</b>	<b>Investment Report</b>
<b>APPENDIX 9.2.1.</b>	<b>Draft Policy 2.10 Housing Allowances</b>

### DISCLAIMER READING

Resolutions are not considered final until the minutes of the meeting are confirmed.  
Members of the public should also note that they act at their own risk if they act upon any resolution prior to receiving official written notification of Council's decision.

**AGENDA****1. Declaration of Opening and Announcement of Visitors**

The Chairperson declared the meeting open at 10.11am and welcomed Councillors, staff and visitors.

**2. Public Question Time****a) Responses to Previous Public Questions taken on Notice**

Nil

**b) New Questions**

Nil

**3. Record of Attendance**

Cr Jim Quadrio	President
Cr Peter Grundy	
Cr Graham Harris	
Cr Norma Ward	

**In Attendance:**

Colin Bastow	Chief Executive Officer
Warren Olsen	Deputy Chief Executive Officer
Katrina Boylan	Executive Assistant

Jan Taylor – Department of Parks and Wildlife

Nigel – Department of Parks and Wildlife

Tanya Browning – Moore Stephens

**a) Apologies and Leave of Absence Previously Approved**

Cr Stacey Petterson	Deputy President
---------------------	------------------

Cr Lena Long

**b) Applications for Leave of Absence**

Nil

**c) Notations of Interest:****i. Financial Interest Local Government Act Section 5.60A**

Nil

**ii. Proximity Interest Local Government Act Section 5.60B**

Nil

**iii. Interest Affecting Impartiality Shire of Wiluna Code of Conduct**

Nil

---

**DISCLAIMER READING**

Resolutions are not considered final until the minutes of the meeting are confirmed.

Members of the public should also note that they act at their own risk if they act upon any resolution prior to receiving official written notification of Council's decision.

---

**4. Petitions and Deputations**

Jan Taylor – Departments of Parks and Wildlife (Proposed National Park in Wiluna)

A handout (attached at the end of the document) was distributed to elected members and staff regarding the McGowan Governments “Plan for Our Parks” which will see five million hectares of new national parks, marine parks and other conservation reserves over the next five years. There was a general discussion on the pros and cons of the plan and a question and answer session.

Ms Talor left the meeting at 10.46am.

Tanya Browning – Moore Stephens

A Powerpoint presentation was given on the Northern Goldfields Compliance Group to the Elected Members.

Ms Browning left the meeting at 11.40am.

**5. Confirmation of Minutes of Previous Meeting**

- 5.1 That the Minutes of the Ordinary Meeting held on 24 July 2019 be accepted as a true record of the meeting.

***Council Decision******Item 5.1*****MOVED CR HARRIS****SECONDED CR GRUNDY**

That the Minutes of the Ordinary Meeting held on 24 July 2019 be accepted as a true record of the meeting.

**CARRIED 4/0****Resolution 103/19**

- 5.2 That the Minutes of the Special Meeting held on 14 August 2019 be accepted as a true record of the meeting.

***Council Decision******Item 5.2*****MOVED CR HARRIS****SECONDED CR WARD**

That the Minutes of the Special Meeting held on 14 August 2019 be accepted as a true record of the meeting.

**CARRIED 4/0****Resolution 104/19**

---

**DISCLAIMER READING**

Resolutions are not considered final until the minutes of the meeting are confirmed. Members of the public should also note that they act at their own risk if they act upon any resolution prior to receiving official written notification of Council's decision.

**6. Status Report**

Nil

**7. Announcements by the person presiding without discussion**

Nil

**8. Matters for which meeting may be closed**

Nil

**9. Reports of Officers and Committees****9.1. Deputy Chief Executive Officer****9.1.1. Financial Activity Report – July 2019**

Reporting Officer:	Warren Olsen – Deputy CEO
Date of Report:	10 August 2019
Date of Meeting:	28 August 2019
Disclosure of Interest:	Nil

**Purpose**

The purpose of this report is to present the financial activity report for the period ending 31 July 2019.

**Background**

Section 6.4 of the Local Government Act 1995 requires the CEO to prepare monthly/quarterly financial reports in accordance with the provisions of Regulation 34 and 35 of the Local Government Act (Financial Management) Regulations 1996.

The financial reports, including the Statement of Financial Activity, for the period ended 31 July 2019 is attached to this agenda as Appendix 9.1.1.

**Comment**

The net current assets as at 31 July were \$12,388,478. The Statement of Financial Position details the composition of this surplus.

Note 6 shows outstanding sundry debtors total has increased from \$367,505 at the end of June to \$2,749,615 at the end of July. This is due to the lodgement of further WANDRRA Claims during July.

Once payments owing from Main Roads WA are excluded, our outstanding sundry debts are currently only about \$15k.

**Overdraft facility**

In accordance with the Council's resolution at its June 2019 ordinary meeting, a \$2.5M overdraft facility was established with Commonwealth Bank during July. A \$4,000 establishment fee and a \$115 mortgage registration fee were charged to the Shire's Municipal Account.

---

**DISCLAIMER READING**

Resolutions are not considered final until the minutes of the meeting are confirmed.

Members of the public should also note that they act at their own risk if they act upon any resolution prior to receiving official written notification of Council's decision.

The facility was not drawn upon during the month.

**Consultation**

Nil

**Statutory Environment**

Local Government (Financial Management) Regulations 1996 – Regulations 34-35.

**Risk Assessment**

Nil

**Policy Implications**

Nil

**Financial Implications**

Specific financial implications are outlined in the Statement of Financial Activity.

**Strategic Implications**

Effective governance and administration of Shire's services and prudent financial management underpin the ability of the Shire to effectively deliver services and programmes.

**Voting Requirements SIMPLE MAJORITY*****Officer Recommendation & Council Decision******Item 9.1.1.*****MOVED CR HARRIS****SECONDED CR WARD**

**That the financial reports (including the Statement of Financial Activity) for the period ended 31 July 2019 be received and noted.**

**CARRIED 4/0****Resolution 105/19**

---

**DISCLAIMER READING**

Resolutions are not considered final until the minutes of the meeting are confirmed.  
Members of the public should also note that they act at their own risk if they act upon any resolution prior to receiving official written notification of Council's decision.

**9.1.2. Accounts Paid by Delegated Authority – July 2019**

Reporting Officer:	Warren Olsen – Deputy CEO
Date of Report:	19 August 2019
Date of Meeting:	28 August 2019
Disclosure of Interest:	Nil

**Purpose**

The purpose of this report is to present the list of accounts paid by delegated authority of the Chief Executive Officer during July 2019.

**Background**

The list of accounts paid during the period 1 July to 31 July 2019 is attached to this agenda as Appendix 9.1.2.

**Comment**

Payments in July were approximately \$871,991. This is down considerably from previous months due to there being no large payments due to roadworks or construction contracts.

**Consultation**

Nil

**Statutory Environment**

Sub-regulation 13 (1) of the Local Government (Financial Management) Regulations 1996 requires that a list of accounts paid by the CEO is to be prepared each month showing for each account paid since the last such list was prepared —

- (a) the payee's name; and
- (b) the amount of the payment; and
- (c) the date of the payment; and
- (d) sufficient information to identify the transaction.

Sub-regulation 13 (3) of the Local Government (Financial Management) Regulations 1996 provides that such a list is to be:

- (a) presented to the council at the next ordinary meeting of the council after the list is prepared; and
- (b) recorded in the minutes of that meeting.

**Risk Assessment**

Nil

**Policy Implications**

Nil

**Financial Implications**

Nil

**Strategic Implications**

Nil

---

**DISCLAIMER READING**

Resolutions are not considered final until the minutes of the meeting are confirmed.

Members of the public should also note that they act at their own risk if they act upon any resolution prior to receiving official written notification of Council's decision.

**Voting Requirements SIMPLE MAJORITY****Officer Recommendation & Council Decision****Item 9.1.2.****MOVED CR GRUNDY****SECONDED CR HARRIS**

**That the list of accounts paid by authority for the period 1 July 2019 to 31 July 2019, totalling \$871,991.25, be received and noted.**

**CARRIED 4/0****Resolution 106/19****9.1.3. Financial Investments – July 2019**

Reporting Officer: Warren Olsen – Deputy CEO  
Date of Report: 20 August 2019  
Date of Meeting: 28 August 2019  
Disclosure of Interest: Nil

**Purpose**

The purpose of this report is to present to the Council information regarding the financial investments as at 31 July 2019.

**Background**

The Shire of Wiluna's policy no. 2.21 - Financial Investment Policy requires that a monthly report is to be presented to the Council "detailing the performance of all investments". Further, it requires that an investment register is to be maintained.

The investments of both reserve accounts and non-reserve municipal funds as at 31 July 2019 are presented as Appendix 9.1.3.

**Comment**

Interest rates are still dropping. The Reserve Bank of Australia (RBA) again reduced the "official" interest rate by 0.25% (to 1.00%) at its meeting held on 2 July 2019, and over the next few days the banks also reduced their deposit rates (by varying amounts).

Consequently, the rates of interest on our "at call" deposits has also reduced as shown in the table below:

Bank	Previous Interest Rate	Current Interest Rate
AMP Bank Business Saver Account	1.55%	1.30%
Bankwest Money Market Deposit Account	1.45%	1.25%
CBA Cash Deposit Accounts	1.20%	0.95%

It is expected that the decrease in interest rates will be reflected in our term deposit investments as we invest in new term deposits.

Fortunately, the RBA did not reduce the official interest rate again at its meeting held on 6 August 2019.

**DISCLAIMER READING**

Resolutions are not considered final until the minutes of the meeting are confirmed.

Members of the public should also note that they act at their own risk if they act upon any resolution prior to receiving official written notification of Council's decision.



**Reserve Account Funds:** One term deposit from the Reserve Account investment pool matured during July paying interest of approximately \$5,671. The CBA Reserve Cash Deposit Account paid interest of approximately \$2,364.

This month's investment register shows a number of movements of funds to and from reserves:

- \$250,959 out of the Unspent Grants Reserve representing grant expenditure during 2018/2019 and \$185,304 into the Unspent Grants Reserve representing new grants that remained unspent as at 30 June 2019.
- \$230,278 out of the Canning-Gunbarrel Discovery Centre Reserve representing expenditure from that reserve during 2018/2019.
- \$18,566 out of the Retentions Reserve representing payment of retention money to Bitutek on 24 May 2019.
- \$300,000 into the Caravan Park Reserve.
- \$207,000 into the Community Development Reserve.
- \$60,000 into the Plant Reserve.

Two new term deposits of 132 days and 177 days were established (so as to spread our maturity dates while maximising returns).

The total reserve pool interest of \$8,035 has been distributed among the reserve accounts (except for the unspent grants reserve account) proportionately to each reserve account's percentage of the reserve account investment pool.

The Reserve Account term deposits are mostly for terms exceeding 90 days, enabling us to take advantage of higher yields while still ensuring a maturing investment every month.

**Non-Reserve Municipal Funds:** The funds at the beginning of July were deposited in three "call deposit" accounts which yield higher interest than the normal chequing account. During the month of July, our non-reserve call deposits earned interest totalling almost \$7,940.

There were no non-reserve term deposits at the beginning of July as all our non-reserve term deposits had been redeemed to meet cashflow requirements toward the end of 2018/2019.

During the month, two new non-reserve term deposits (each being for \$1.1M) were established for terms of 29 and 60 days to provide for maturity dates at the beginning of August and the beginning of September.

Total non-reserve municipal fund investments as at the end of July stood at \$3,794,182 (down from \$4,604,125 at the end of June). This does not include the balance of funds held in the "Municipal Account" for day-to-day transactions.

## **Consultation**

Nil

---

### **DISCLAIMER READING**

Resolutions are not considered final until the minutes of the meeting are confirmed.

Members of the public should also note that they act at their own risk if they act upon any resolution prior to receiving official written notification of Council's decision.

### Statutory Environment

The power to invest is derived from section 6.14 of the Local Government Act 1995. The funds can only be invested in ways approved for the investment of trust funds under Part III of the Trustees Act 1962.

Regulation 19 of the Local Government (Financial Management) Regulations 1996 requires the establishment of control procedures to enable the identification of –

- the nature and location of all investments; and
- the transactions related to each investment.

### Risk Assessment

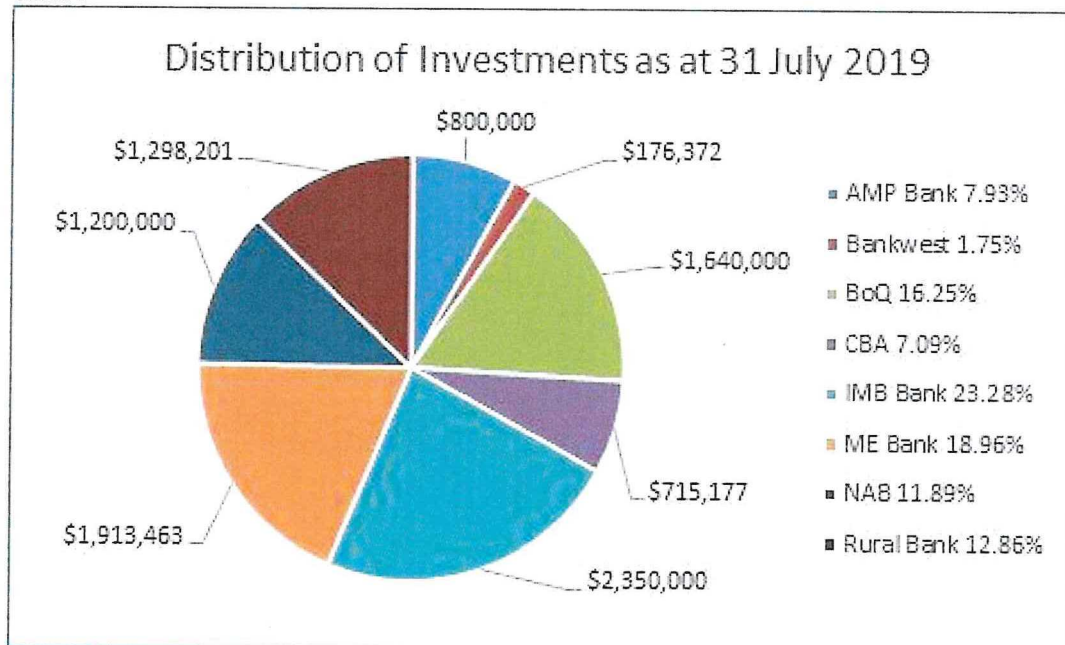
Our primary tools for managing our investment risks are:

- The Shire's policy on financial investments (Policy no. 2.21), which was reviewed and amended at the Council meeting held on 10 July 2017; and
- Diversification of investments.

I undertook to present pie graphs in future investment reports to assist the Council in monitoring the diversification of our investments.

Chart 1 below shows the distribution of investments on 31 July.

Chart 1



As can be seen, our investments at the end of July are spread among 8 banks.

Although I normally try to limit our exposure to any one institution to \$2M or about 20%, our exposure to IMB Bank at the end of July exceeded these parameters. However, I was aware that one of the IMB Bank investments would mature on 2 August providing an early opportunity to rebalance our investment portfolio.

It is increasingly difficult to obtain reasonable investment yield in this environment of falling interest rates.

### DISCLAIMER READING

Resolutions are not considered final until the minutes of the meeting are confirmed.

Members of the public should also note that they act at their own risk if they act upon any resolution prior to receiving official written notification of Council's decision.

**Policy Implications**

All investments are made in compliance with Policy No. 2.21 - Financial Investments Policy.

**Financial Implications**

Interest earned from investments is an income for the Shire.

Interest attributable to reserve account investments is credited to the reserve accounts (except the Unspent Grants reserve account) on a pro-rata basis. Interest on investment of surplus general funds is treated as general revenue.

**Strategic Implications**

Effective governance and administration of Shire's services and prudent financial management underpin the ability of the Shire to effectively deliver services and programmes.

**Voting Requirements SIMPLE MAJORITY****Officer Recommendation & Council Decision****Item 9.1.3.****MOVED CR WARD****SECONDED CR GRUNDY****That the report be received and the information be noted.****CARRIED 4/0****Resolution 107/19**

---

**DISCLAIMER READING**

Resolutions are not considered final until the minutes of the meeting are confirmed.

Members of the public should also note that they act at their own risk if they act upon any resolution prior to receiving official written notification of Council's decision.

**9.2. Chief Executive Officer****9.2.1. Staff Housing Policy**

Reporting Officer:	Colin Bastow, Chief Executive Officer
Date of Report:	20 August 2019
Date of Meeting:	28 August 2019
Disclosure of Interest:	Nil

**Purpose**

For Council to consider changing the Shire's Staff Housing Policy to allow for staff to transition to part time work before retirement.

**Background**

The Shire current Staff Housing policy only allows full time staff to be allocated with staff housing. The Shire should be able to allow staff who are reaching retirement the option of working part-time before they retire. This will allow staff time to adjust from full time work so they can transition in a more ordinary manner before they stop working altogether.

**Comments**

The Shire does need to support staff when they are moving towards retirement. Therefore, staff that are transitioning from full-time employment to retirement should be eligible to retain their current Staff Housing until their retirement.

The reference to permanent full-time positions in the current policy should be removed as generally the Shire has been employing staff on a three-year contract. Also, most staff are subject to a six-month probation period, and are not considered permanent until they successfully complete their probation. The policy should only refer to full time employees who are eligible for Shire Housing otherwise the Shire may not be able to recruit staff to Wiluna.

**Consultation**

Nil

**Statutory Environment**

Nil

**Risk Assessment**

To enable the Shire to assist staff with their transition to retirement and thus reduce their stress and anxiety about not working.

The Shire may be unable to recruit new staff if they are unable to access Shire housing during their probation period or if they are on a contract or fix term staff.

---

**DISCLAIMER READING**

Resolutions are not considered final until the minutes of the meeting are confirmed.

Members of the public should also note that they act at their own risk if they act upon any resolution prior to receiving official written notification of Council's decision.

**Policy Implications**

2.10 Housing and Allowance is recommended to be amended to allow staff to continue to rent Shire housing when they are transiting to retirement.

**Financial Implications**

Nil

**Strategic Implications**

Nil

**Voting Requirements SIMPLE MAJORITY****Officer Recommendation & Council Decision****Item 9.2.1.****MOVED CR HARRIS****SECONDED CR WARD**

**The attached Draft Council Policy – 2.10 Housing and Allowance be adopted, and the previous version of this policy be deleted from the Policy Manual.**

**CARRIED 4/0****Resolution 108/19****9.2.2. Trial Cashless Debit Card**

Reporting Officer:	Colin Bastow, Chief Executive Officer
Date of Report:	20 August 2019
Date of Meeting	28 August 2019
Disclosure of Interest:	Nil

**Purpose**

For Council to reconsider its position on joining the Goldfields Trial on the Federal Governments Cashless Debit Card.

**Background**

The GVROC had resolved to request the five remaining Local Governments who are not currently part of the Cashless Debit Card trial to reconsider their positions on the matter. This includes the Shire of Wiluna as Council have previously resolved to not participate in the trial.

The Federal legislation that authorised the trial of the Cashless Debit Card had approved the Goldfields region to be part of the trial. As Wiluna is in the Midwest region the Federal Government would be required to introduce new legislation before Wiluna would be allowed to enter in the Cashless Debit Car trial.

The Goldfields recently had their Cashless Debit Card trial extended until the 30 June 2020 as this would align with the East Kimberley's trial date.

---

**DISCLAIMER READING**

Resolutions are not considered final until the minutes of the meeting are confirmed.

Members of the public should also note that they act at their own risk if they act upon any resolution prior to receiving official written notification of Council's decision.

**Comment**

The Shire will need to demonstrate there is general community support for the trial before the Federal Government would consider allowing the Midwest, Murchison or Wiluna community to be included in a Cashless Debit Card trial.

The CEO for the Shire of Laverton had advised that the Department of Social Security assisted with community engagement in their Shire.

The benefits to the Shire of Laverton from the introduction from the Cashless Debit Card was as follows:

- Reduction in crime;
- Improvement in school attendance;
- Increase in the sale of groceries;
- Reduction in hospital visits;
- Royal Flying Doctor service reduction from 1 per day to 1 per week; and
- Less noise in town.

Council has the following options with regards to the Cashless Debit Card;

- Keep the status quo and not request to participate in the Cashless Debit Card trial;
- Seek support from other Midwest (Region) or Murchison (Sub-region) Local Governments for inclusion into a Cashless Debit Card trial;
- Request support from our local Federal Member (Melissa Price MP) of Parliament for her support for the Shire of Wiluna to be included in the trial of the Cashless Debit Card.

Melissa Price MP is a Minister for Defence Industries for the Federal Government. This would give her access to cabinet and the ability to advocate for the Shire.

However, it is expected by the time the necessary community engagement, provision of the required community support programs and legislative changes have taken place, the Goldfields and East Kimberley trial would have already concluded.

**Consultation**

Peter Naylor, CEO (Shire of Laverton)

**Statutory Environment**

Social Services Legislation Amendment (Cashless Debit Card Trial Expansion) Bill 2018.

**Risk Assessment**

Nil

**Policy Implications**

Nil

---

**DISCLAIMER READING**

Resolutions are not considered final until the minutes of the meeting are confirmed.

Members of the public should also note that they act at their own risk if they act upon any resolution prior to receiving official written notification of Council's decision.

**Financial Implications**

Nil

**Strategic Implications**

Nil

**Voting Requirements SIMPLE MAJORITY****Officer Recommendation & Council Decision****Item 9.2.2.****MOVED CR HARRIS****SECONDED CR WARD**

1. That the CEO be authorised to write to the other Murchison Local Governments to gauge their support for their communities to be included in a trial of the Cashless Debit Card.
2. If there is majority support from the Murchison Local Governments, then the CEO to write to Melissa Price MP for her support for the sub-region to be included in the Cashless Debit Card trial.

**CARRIED 4/0****Resolution 109/19****9.3. Committee Reports**

Nil

**10. Elected Members Motion of Which Previous Notice Has Been Given**

Nil

**11. Urgent Business Approved by the Person Presiding or by Decision of Council****11.2.1. Leasing 77 (Lot 1468) Wotton Street**

Reporting Officer:	Colin Bastow, Chief Executive Officer
Date of Report:	23 August 2019
Date of Meeting:	28 August 2019
Disclosure of Interest:	Nil

**Purpose**

For council to authorise the advertising of a lease over 77 (Lot 1468) Wotton Street Wiluna (former Wiluna School Site).

**Background**

The Shire is in the final stages of purchasing 77 Wotton Street from the State Government. Previously the site was used as a School site before it was relocated to its current location.

---

**DISCLAIMER READING**

Resolutions are not considered final until the minutes of the meeting are confirmed.

Members of the public should also note that they act at their own risk if they act upon any resolution prior to receiving official written notification of Council's decision.

The Shire had purchased the land so it would be available for future accommodation development such as a mining camp. There is a lack of suitable short-term accommodation in Wiluna.

The Shire has had discussion with two mining companies about housing their mining camp in Wiluna. Whilst there is a general reluctance to locate mining villages away from the mine site, the Shire needs to be able to offer an alternative location. Any delays in the Shire's ability to offer a suitable location in Wiluna is likely to result in a lost opportunity.

By increasing the population of Wiluna, it should provide additional business and social opportunities that would not otherwise happen.

### **Comments**

The author is seeking permission to advertise a long-term lease of 77 Wotton Street, Wiluna, to a potential lessee who has the ability to operate a mining camp or other short-term accommodation. It is proposed that the advertising will continue until a suitable person/company can be found to develop the site.

As an incentive the Shire may wish to consider allowing a reduced rental for a period of time that will allow a lessee to setup the site which will involve a considerable financial investment in Wiluna.

Whilst it is intended that the Shire offer the land for development for a suitable accommodation facility, Council may wish to consider providing the required headworks e.g. water, power and effluent. It would be difficult to do so at this time as the Shire budget does not contain any funding to develop the site and without specific plans which would show the specific maximum requirements of water and power. It would be extremely difficult to establish the appropriate headworks at this time.

The Shire's planning scheme does not have any effect over mining operations e.g. where mining camps can be established. The Shire does have to approve building and septic systems on mine sites, but approval can only be based on the specific application and cannot be refused because the Shire does not approve the location of the facilities. Unlike other States where the local government can have a significant say over the establishment of mining camps, Western Australia has no authority in this area. The only way the Shire can establish a mining camp in Wiluna is to ensure a speedy and inviting development opportunity.

The only mining camp that was established within a town site was in the Shire of East Pilbara where a camp was relocated within Newman from outside of the town.

The Shire of Cue who already has a mining camp in town was recently unable to attract a second camp. While the Shire of Leanora had two camps, one a company camp and the second facility caters for both tourist and miners.

---

### **DISCLAIMER READING**

Resolutions are not considered final until the minutes of the meeting are confirmed.

Members of the public should also note that they act at their own risk if they act upon any resolution prior to receiving official written notification of Council's decision.



Shire records indicated that it had previously received an application to develop the former school site into mining/other accommodation. Unfortunately, this development never eventuated.

**Consultation**

Warren Olsen, DCEO  
Rob Madson, CEO (Cue)  
Jim Eppis CEO (Leonora)  
Jim Quadrio, Shire President

**Statutory Environment**

Local Government Act 1995

**Risk Assessment**

That the population of Wiluna continues to decline.

The Shire is not prepared when asked to provide a suitable site for a mining camp etc.

Lost business opportunities due to low population.

**Policy Implications**

Nil

**Financial Implications**

Land purchase price \$70,000.

The budget does not contain any funding to develop the site.

**Strategic Implications**

2.1 Sustainable and responsible growth and development

2.1.1 Leading revitalisation and renewal in Wiluna.

**Voting Requirements SIMPLE MAJORITY*****Officer Recommendation & Council Decision******Item 11.2.1.*****MOVED CR GRUNDY****SECONDED CR WARD**

**That the CEO be authorised to advertise for a suitable lessee for 77 (Lot 1468) Wotton Street, Wiluna.**

**CARRIED 4/0****Resolution 110/19****DISCLAIMER READING**

Resolutions are not considered final until the minutes of the meeting are confirmed.  
Members of the public should also note that they act at their own risk if they act upon any resolution prior to receiving official written notification of Council's decision.

**11.2.2. Policy on Mining Camps in Wiluna**

Reporting Officer:	Colin Bastow, Chief Executive Officer
Date of Report:	23 August 2019
Date of Meeting:	28 August 2019
Disclosure of Interest:	Nil

**Purpose**

For council to consider having a policy to encourage the development of Mining Camps in Wiluna.

**Background**

The Shire of Cue has a policy that does not support the establishment of mining camps within a 50 km radius of the Cue unless it is within the townsite.

**Comments**

Whilst the Shire does not have the authority to prevent the establishment of a mining camp within its district, it would be prudent for the Shire to establish a policy that would encourage the development and ongoing sustainability of the Wiluna townsite.

As a result of their policy the Shire of Cue may have the possibility of establishing a second mining camp in Cue.

**Consultation**

Rob Madson, CEO (Cue)

**Statutory Environment**

Local Government Act 1995

**Risk Assessment**

That the population of Wiluna continues to decline.

The Shire is not prepared when asked to provide a suitable site for a mining camp etc.

Lost business opportunities due to low population.

**Policy Implications**

Policies needed, see below Officers recommendation.

**Financial Implications**

Nil

**Strategic Implications**

2.1 Sustainable and responsible growth and development

---

**DISCLAIMER READING**

Resolutions are not considered final until the minutes of the meeting are confirmed.  
Members of the public should also note that they act at their own risk if they act upon any resolution prior to receiving official written notification of Council's decision.

2.1.1 Lead revitalisation and renewal in Wiluna.

**Voting Requirements SIMPLE MAJORITY**

***Officer Recommendation & Council Decision***

***Item 11.2.2.***

**MOVED CR GRUNDY**

**SECONDED CR HARRIS**

**The Shire of Wiluna does not support the establishment of a mining camp/s within a radius of 50 Km unless it is within the Wiluna town site.**

**CARRIED 4/0**

**Resolution 111/19**


**12. Matters Behind Closed Doors**

Nil

**13. Closure**

There being no further business the Chairperson closed the meeting at 12.21pm.

These minutes were confirmed at the Ordinary Meeting of Council on the 25 September 2019

Signed   
(Presiding Person at the meeting of which the minutes were confirmed.)

Date: 25/9/19

**DISCLAIMER READING**

Resolutions are not considered final until the minutes of the meeting are confirmed.  
Members of the public should also note that they act at their own risk if they act upon any resolution prior to receiving official written notification of Council's decision.



### SHIRE OF WILUNA

### MONTHLY FINANCIAL REPORT

**For the Period Ended 31 July 2019**

**LOCAL GOVERNMENT ACT 1995**

**LOCAL GOVERNMENT (FINANCIAL MANAGEMENT) REGULATIONS 1996**

### TABLE OF CONTENTS

Compilation Report	1
Monthly Summary Information	2
Statement of Financial Activity by Program	5
Statement of Financial Activity By Nature or Type	6
Statement of Financial Position	7
Note 1      Significant Accounting Policies	8
Note 2      Explanation of Material Variances	14
Note 3      Net Current Funding Position	15
Note 4      Cash and Investments	16
Note 5      Budget Amendments	17
Note 6      Receivables	18
Note 7      Cash Backed Reserves	19
Note 8      Capital Disposals	20
Note 9      Rating Information	21
Note 10     Information on Borrowings	24
Note 11     Grants and Contributions	23
Note 12     Trust	24
Note 13     Details of Capital Acquisitions	26

## SHIRE OF WILUNA

### Compilation Report

For the Period Ended 31 July 2019

### Report Purpose

This report is prepared to meet the requirements of *Local Government (Financial Management) Regulations 1996*, Regulation 34 .

### Overview

Summary reports and graphical progressive graphs are provided on page 2,3, and 4.  
No matters of significance are noted.

### Statement of Financial Activity by reporting program

Is presented on page 5 and shows a surplus as at 31 July 2019 of \$6,299,688.

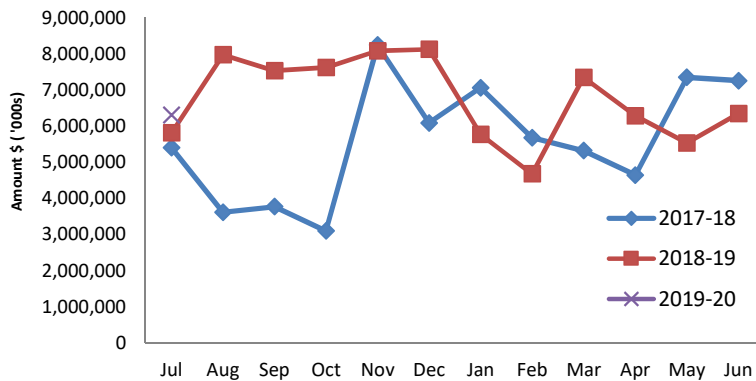
Note: The Statements and accompanying notes are prepared based on all transactions recorded at the time of preparation and may vary.

# SHIRE OF WILUNA

## Monthly Summary Information

For the Period Ended 31 July 2019

**Liquidity Over the Year (Refer Note 3)**



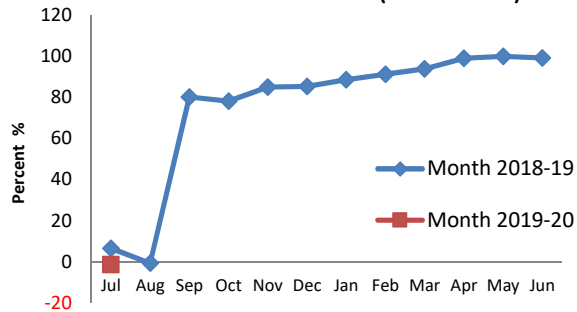
### Cash and Cash Equivalents as at period end

Unrestricted	\$	3,810,307
Restricted	\$	6,324,837
	\$	10,135,145

### Receivables

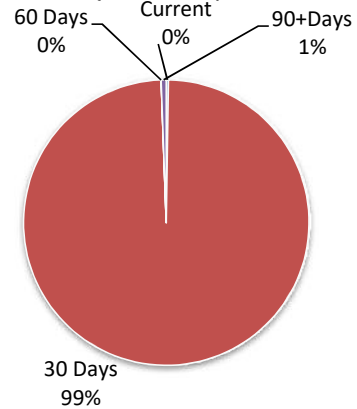
Rates	\$	44,101
Other	\$	2,749,615
	\$	2,793,715

**Rates Receivable (Refer Note 6)**



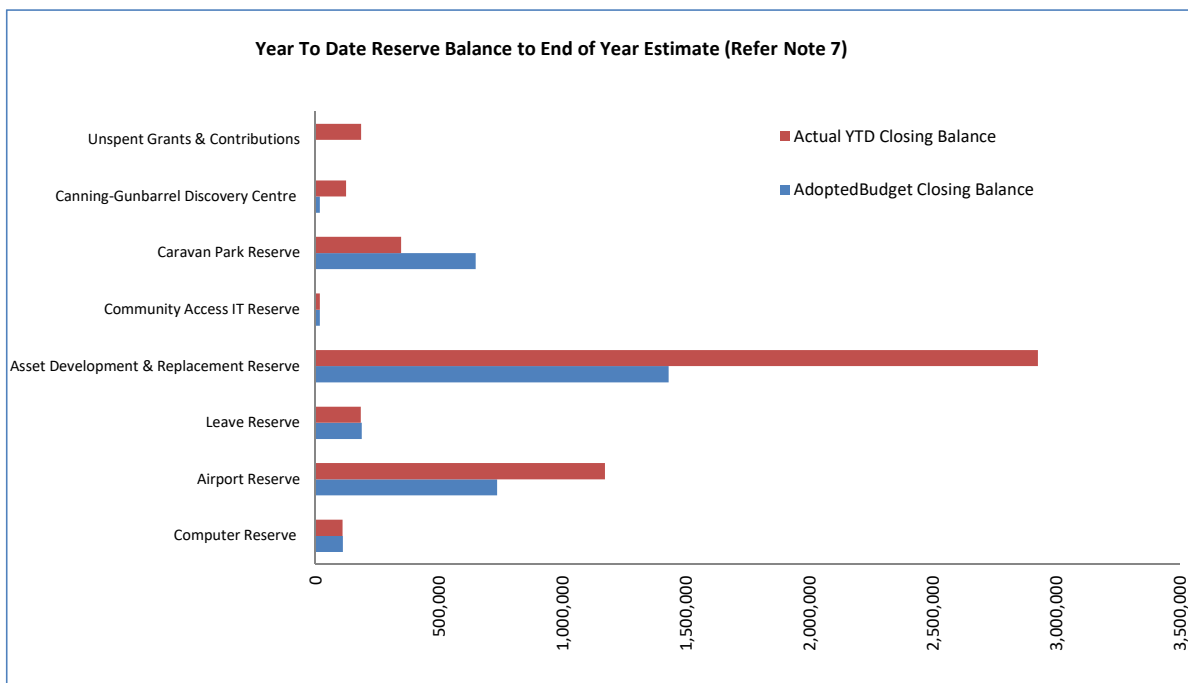
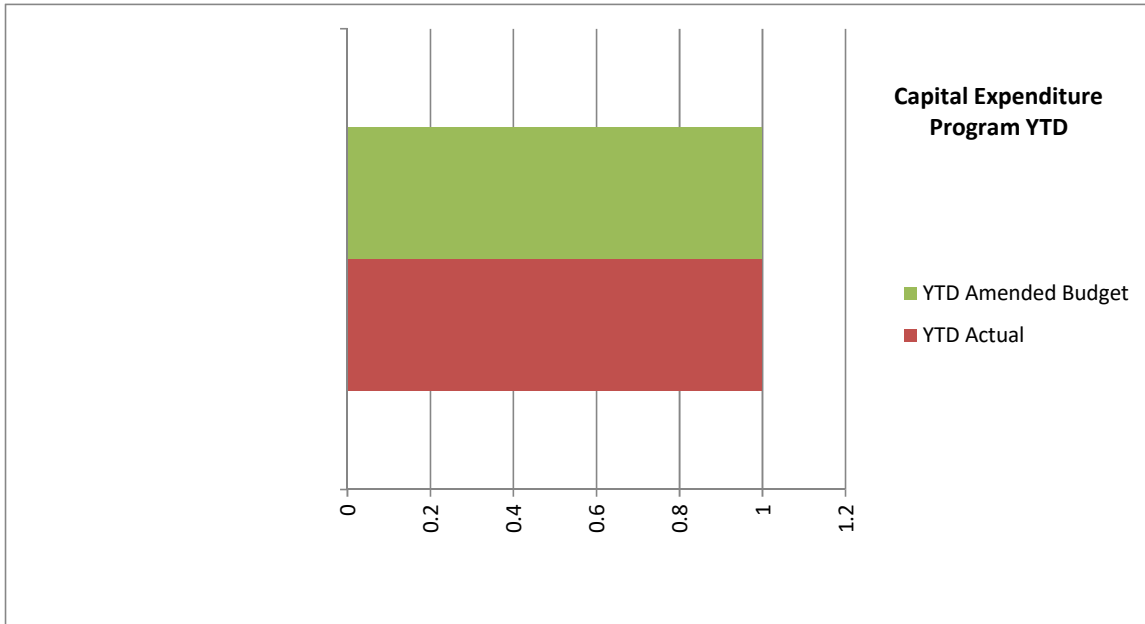
**Account Receivable Ageing (non-rates)**

{Refer Note 6}



This information is to be read in conjunction with the accompanying Financial Statements and notes.

**SHIRE OF WILUNA**  
**Monthly Summary Information**  
For the Period Ended 31 July 2019



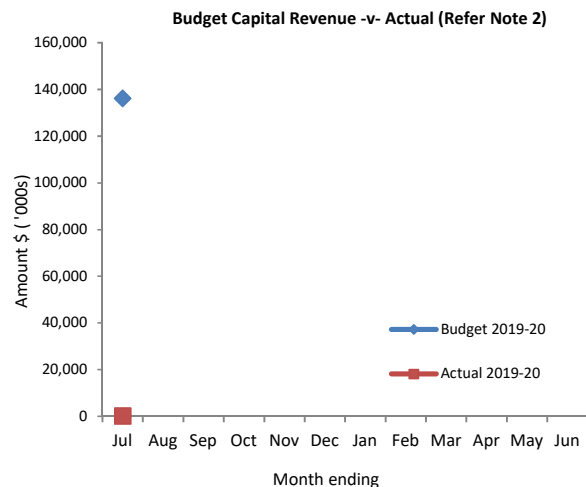
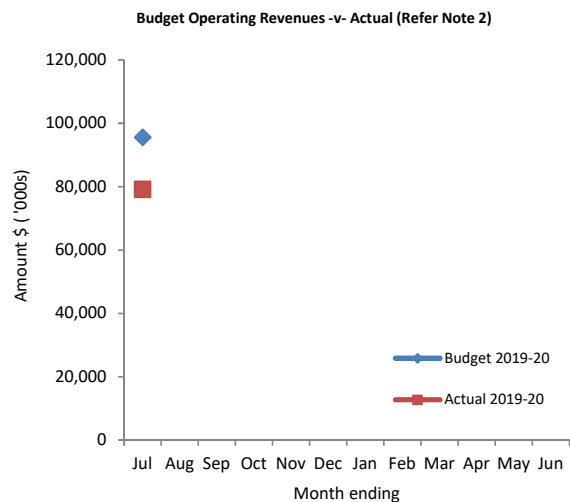
This information is to be read in conjunction with the accompanying Financial Statements and notes.

# SHIRE OF WILUNA

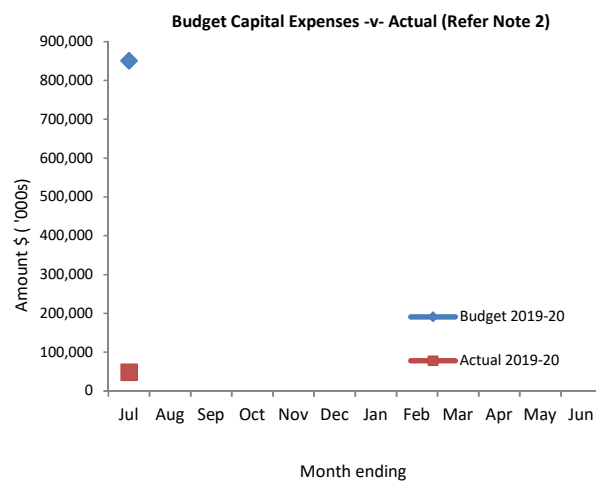
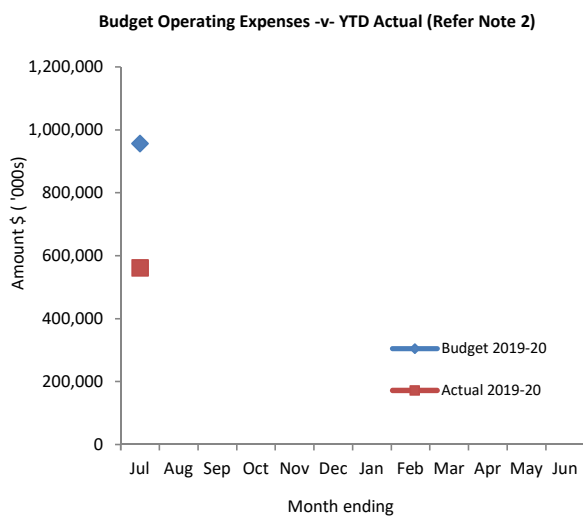
## Monthly Summary Information

For the Period Ended 31 July 2019

### Revenues



### Expenditure



This information is to be read in conjunction with the accompanying Financial Statements and notes.



**SHIRE OF WILUNA**  
**STATEMENT OF FINANCIAL ACTIVITY**  
**(Statutory Reporting Program)**  
**For the Period Ended 31 July 2019**

	Note	Adopted Annual Budget	Amended Annual Budget	Adopted YTD Budget (a)	YTD Actual (b)	Var. \$ (b)-(a)	Var. % (b)-(a)/(a)
<b>Operating Revenues</b>		\$	\$	\$	\$	\$	%
Governance		200	200	1,053	0	(1,053)	-100%
General Purpose Funding - Rates	9	5,323,577	5,323,577	0	0	0	
General Purpose Funding - Other		1,574,964	1,574,964	20,322	16,958	(3,364)	-17%
Law, Order and Public Safety		20,880	20,880	107	100	(7)	-7%
Health		200	200	8	0	(8)	-100%
Education and Welfare		0	0	0	0	0	
Housing		30,000	30,000	2,500	3,121	621	25%
Community Amenities		85,540	85,540	7,127	4,118	(3,009)	-42%
Recreation and Culture		273,700	273,700	40,723	28,285	(12,438)	-31%
Transport		353,290	353,290	19,282	10,600	(8,682)	-45%
Economic Services		8,500	8,500	709	11,190	10,481	1478%
Other Property and Services		44,820	44,820	3,734	4,680	946	25%
<b>Total Operating Revenue</b>		<b>7,715,671</b>	<b>7,715,671</b>	<b>95,565</b>	<b>79,053</b>	<b>(16,512)</b>	
<b>Operating Expense</b>							
Governance		(2,446,417)	(2,446,417)	(217,967)	(134,523)	83,444	38%
General Purpose Funding		(413,965)	(413,965)	(33,064)	(24,262)	8,802	27%
Law, Order and Public Safety		(207,243)	(207,243)	(19,332)	(12,152)	7,180	37%
Health		(73,198)	(73,198)	(6,100)	(3,903)	2,197	36%
Education and Welfare		(62,500)	(62,500)	(5,208)	0	5,208	100%
Housing		(300,050)	(300,050)	(38,372)	(23,917)	14,455	38%
Community Amenities		(740,056)	(740,056)	(62,083)	(31,661)	30,422	49%
Recreation and Culture		(1,981,253)	(1,981,253)	(172,445)	(75,926)	96,519	56%
Transport		(2,372,781)	(2,372,781)	(202,346)	(189,509)	12,837	6%
Economic Services		(897,486)	(897,486)	(82,151)	(23,510)	58,641	71%
Other Property and Services		(40,962)	(40,962)	(117,754)	(41,471)	76,283	65%
<b>Total Operating Expenditure</b>		<b>(9,535,911)</b>	<b>(9,535,911)</b>	<b>(956,822)</b>	<b>(560,834)</b>	<b>395,988</b>	
<b>Funding Balance Adjustments</b>							
Add back Depreciation		1,180,312	1,180,312	98,362	0	(98,362)	-100%
Adjust (Profit)/Loss on Asset Disposal	8	(16,035)	(16,035)	(16,035)	0	16,035	-100%
Loss on revaluation of non-current assets		0	0	0	0		
Adjust provisions and accruals		0	0	0	0	0	
<b>Net Cash from Operations</b>		<b>(655,963)</b>	<b>(655,963)</b>	<b>(778,930)</b>	<b>(481,781)</b>	<b>297,149</b>	
<b>Capital Revenues</b>							
Grants, Subsidies and Contributions	11	2,221,594	2,221,594	136,136	0	(136,136)	-100%
Proceeds from Disposal of Assets	8	336,000	336,000	0	0	0	
<b>Total Capital Revenues</b>		<b>2,557,594</b>	<b>2,557,594</b>	<b>136,136</b>	<b>0</b>	<b>(136,136)</b>	
<b>Capital Expenses</b>							
Land and Buildings	13	(2,256,000)	(4,820,000)	(401,666)	(1,660)	400,006	100%
Infrastructure - Roads	13	(3,933,945)	(1,596,945)	(133,079)	(4,317)	128,762	97%
Infrastructure - Others	13	(2,914,000)	(2,687,000)	(160,583)	(41,489)	119,094	74%
Infrastructure - Airport	13	(1,094,454)	(1,094,454)	(91,205)	0	91,205	100%
Plant and Equipment	13	(997,000)	(997,000)	(59,583)	0	59,583	100%
Furniture and Equipment	13	(56,000)	(56,000)	(4,667)	0	4,667	100%
Work in Progress	13				0		
<b>Total Capital Expenditure</b>		<b>(11,251,399)</b>	<b>(11,251,399)</b>	<b>(850,783)</b>	<b>(47,466)</b>	<b>803,317</b>	
<b>Net Cash from Capital Activities</b>		<b>(8,693,805)</b>	<b>(8,693,805)</b>	<b>(714,647)</b>	<b>(47,466)</b>	<b>667,181</b>	
<b>Financing</b>							
Repayment of Debentures	10	(286,725)	(286,725)	(23,894)	(5,631)	18,263	76%
Proceeds from new debentures	10	800,000	800,000	0	0		
Transfers to cash backed reserves (restricted assets)	7	(685,000)	(685,000)	(8,035)	(8,035)	0	0%
Transfers from cash backed reserves (restricted assets)	7	3,549,617	3,549,617	0	0	0	
<b>Net Cash from Financing Activities</b>		<b>3,377,892</b>	<b>3,377,892</b>	<b>(31,929)</b>	<b>(13,665)</b>	<b>18,263</b>	
<b>Net Operations, Capital and Financing</b>		<b>(5,971,876)</b>	<b>(5,971,876)</b>	<b>(1,525,506)</b>	<b>(542,913)</b>	<b>982,593</b>	
<b>Opening Funding Surplus(Deficit)</b>	3	<b>5,971,876</b>	<b>5,971,876</b>	<b>5,971,876</b>	<b>6,842,600</b>	<b>870,724</b>	<b>15%</b>
<b>Closing Funding Surplus(Deficit)</b>	3	<b>0</b>	<b>0</b>	<b>4,446,370</b>	<b>6,299,688</b>	<b>1,853,317</b>	

Indicates a variance between Year to Date (YTD) Budget and YTD Actual data as per the adopted materiality threshold.

Refer to Note 2 for an explanation of the reasons for the variance.

This statement is to be read in conjunction with the accompanying Financial Statements and notes.

**SHIRE OF WILUNA**  
**STATEMENT OF FINANCIAL ACTIVITY**  
**(By Nature or Type)**  
**For the Period Ended 31 July 2019**

	Note	Adopted Annual Budget	Ammended Annual Budget	Adopted YTD Budget (a)	YTD Actual (b)	Var. \$ (b)-(a)	Var. % (b)-(a)/(a)
<b>Operating Revenues</b>							
Rates	9	\$ 5,323,577	\$ 5,323,578	\$ 0	\$ 0	\$ 0	%
Operating Grants, Subsidies and Contributions	11	1,622,972	1,622,972	8,709	5,000	(3,709)	-43%
Fees and Charges		374,567	374,567	31,679	44,325	12,646	40%
Interest Earnings		236,153	236,153	19,680	16,958	(2,722)	-14%
Other Revenue		158,401	158,401	(2,323)	12,769	15,092	-650%
Profit on Disposal of Assets	8	(16,035)	(16,035)	(16,035)	0	16,035	-100%
<b>Total Operating Revenue</b>		<b>7,699,635</b>	<b>7,699,636</b>	<b>41,710</b>	<b>79,053</b>	<b>37,343</b>	
<b>Operating Expense</b>							
Employee Costs		(2,870,553)	(2,870,553)	(238,103)	(146,829)	91,274	-38%
Materials and Contracts		(4,516,867)	(4,516,867)	(378,583)	(271,973)	106,610	-28%
Utility Charges		(302,542)	(302,542)	(17,625)	(13,327)	4,298	-24%
Depreciation on Non-Current Assets		(1,180,312)	(1,180,312)	(98,362)	0	98,362	-100%
Interest Expenses		(152,864)	(152,864)	(12,044)	21,538	33,582	-279%
Insurance Expense		(242,276)	(242,276)	(153,108)	(139,606)	13,502	-9%
Other Expenditure		(270,496)	(270,496)	(21,177)	(10,637)	10,540	-50%
Loss on Disposal of Assets	8	0	0	0	0	0	
Loss on revaluation of non-current assets		0	0	0	0	0	
<b>Total Operating Expenditure</b>		<b>(9,535,910)</b>	<b>(9,535,910)</b>	<b>(919,002)</b>	<b>(560,834)</b>	<b>358,168</b>	
<b>Funding Balance Adjustments</b>							
Add back Depreciation		1,180,312	1,180,312	98,362	0	(98,362)	-100%
Adjust (Profit)/Loss on Asset Disposal	8	0	0	0	0	0	
Loss on revaluation of non-current assets		0	0	0	0	0	
Adjust provisions and accruals		0	0	0	0	0	
<b>Net Cash from Operations</b>		<b>(655,963)</b>	<b>(655,962)</b>	<b>(778,930)</b>	<b>(481,781)</b>	<b>297,149</b>	
<b>Capital Revenues</b>							
Grants, Subsidies and Contributions	11	2,221,594	2,221,594	136,136	0	(136,136)	-100%
Proceeds from Disposal of Assets	8	336,000	336,000	0	0	0	
<b>Total Capital Revenues</b>		<b>2,557,594</b>	<b>2,557,594</b>	<b>136,136</b>	<b>0</b>	<b>(136,135)</b>	
<b>Capital Expenses</b>							
Land and Buildings	13	(2,256,000)	(4,820,000)	(401,666)	(1,660)	400,006	100%
Infrastructure - Roads	13	(3,933,945)	(1,596,945)	(133,079)	(4,317)	128,762	97%
Infrastructure - Others	13	(2,914,000)	(2,687,000)	(160,583)	(41,489)	119,094	74%
Infrastructure - Airport	13	(1,094,454)	(1,094,454)	(91,205)	0	91,205	100%
Plant and Equipment	13	(997,000)	(997,000)	(59,583)	0	59,583	100%
Furniture and Equipment	13	(56,000)	(56,000)	(4,667)	0	4,667	100%
Work in Progress	13				0		
<b>Total Capital Expenditure</b>		<b>(11,251,399)</b>	<b>(11,251,399)</b>	<b>(850,783)</b>	<b>(47,466)</b>	<b>803,317</b>	
<b>Net Cash from Capital Activities</b>		<b>(8,693,805)</b>	<b>(8,693,805)</b>	<b>(714,647)</b>	<b>(47,466)</b>	<b>667,182</b>	
<b>Financing</b>							
Repayment of Debentures	10	(286,725)	(286,725)	(23,894)	(5,631)	18,263	
Proceeds from new debentures	10	800,000	800,000	0	0	0	
Transfers to cash backed reserves (restricted)	7	(685,000)	(685,000)	(8,035)	(8,035)	0	0%
Transfers from cash backed reserves	7	3,549,617	3,549,617	0	0	0	
<b>Net Cash from Financing Activities</b>		<b>3,377,892</b>	<b>3,377,892</b>	<b>(31,929)</b>	<b>(13,665)</b>	<b>18,263</b>	
<b>Net Operations, Capital and Financing</b>		<b>(5,971,876)</b>	<b>(5,971,875)</b>	<b>(1,525,506)</b>	<b>(542,913)</b>	<b>982,594</b>	
<b>Opening Funding Surplus(Deficit)</b>	3	<b>5,971,876</b>	<b>5,971,876</b>	<b>5,971,876</b>	<b>6,842,600</b>	<b>870,724</b>	15%
<b>Closing Funding Surplus(Deficit)</b>	3	<b>0</b>	<b>1</b>	<b>4,446,370</b>	<b>6,299,688</b>	<b>1,853,318</b>	

Indicates a variance between Year to Date (YTD) Budget and YTD Actual data as per the adopted materiality threshold.  
Refer to Note 2 for an explanation of the reasons for the variance.

This statement is to be read in conjunction with the accompanying Financial Statements and notes.

**SHIRE OF WILUNA**  
**STATEMENT OF FINANCIAL POSITION**  
**31-July-2019**

	Note	2018/2019	2017/2018
<b>CURRENT ASSETS</b>			
Cash at Bank and On Hand	4	10,135,145	10,638,825
Rates Outstanding		44,100	43,493
Sundry Debtors		2,744,393	2,962,232
Gst Receivable		261,638	217,843
Accrued Income/Payments In Advance		350	350
Stocks on Hand		22,235	22,235
<b>TOTAL CURRENT ASSETS</b>		<b>13,207,860</b>	<b>13,884,979</b>
<b>CURRENT LIABILITIES</b>			
Sundry Creditors		175,387	316,969
Accrued Interest on loans		0	27,432
Accrued Salaries & Wages		0	0
GST Payable		24,364	19,848
Accrued Expenses		0	0
Other current liabilities		200,043	180,699
Loan Liability (Current)		249,587	255,217
Provision For Annual Leave		123,716	123,716
Provision For Long Service Leave (Currre		46,286	46,286
<b>TOTAL CURRENT LIABILITIES</b>		<b>819,382</b>	<b>970,167</b>
<b>NET CURRENT ASSETS</b>		<b>12,388,478</b>	<b>12,914,812</b>
<b>NON-CURRENT ASSETS</b>			
Land & Buildings		20,621,548	20,619,888
Accumulated Depreciation Land & Building		(556,582)	(556,582)
Furniture & Equipment		741,308	741,308
Accumulated Depreciation Furniture&Equip		(130,338)	(130,338)
Plant & Equipment		1,634,997	1,634,997
Accumulated Depreciation Plant & Equip		(431,322)	(431,322)
Roads		49,063,734	49,062,331
Accumulated Depreciation Roads		(154,083)	(154,083)
Airport		5,666,275	5,666,275
Accumulated Depreciation Airport		(224,863)	(224,863)
Other Infrastructure		3,052,851	3,011,363
Accumulated Depreciation Other Infrastru		(204,866)	(204,866)
Work in Progress - Buildings		0	0
Work in Progress -Other Infrastructures		0	0
<b>TOTAL NON-CURRENT ASSETS</b>		<b>79,078,660</b>	<b>79,034,108</b>
<b>NON-CURRENT LIABILITIES</b>			
Loan Liability (Non Current)		3,462,907	3,462,907
Provision For Long Service Leave (Non Current)		36,216	36,216
<b>TOTAL NON-CURRENT LIABILITIES</b>		<b>3,499,123</b>	<b>3,499,123</b>
<b>NET ASSETS</b>		<b>87,968,015</b>	<b>88,449,797</b>
<b>EQUITY</b>			
Accumulated Surplus		27,455,391	27,945,207
Revaluation Surplus-Land & Buildings		4,223,618	4,223,618
Revaluation Surplus-Furniture & Equipment		103,228	103,228
Revaluation Surplus-Plant & Equipment		641,225	641,225
Revaluation Surplus - Infrastructure Road		42,159,899	42,159,899
Revaluation Surplus-Infrastructure Airport		4,759,121	4,759,121
Revaluation Surplus-Infrastructure Others		1,712,143	1,712,143
Reserve - Asset Replacement		2,935,340	2,931,283
Reserve - Computer	7	109,430	109,279
Reserve - Airport	7	1,176,260	1,174,635
Reserve - Leave	7	184,533	184,278
Reserve - Wiluna Telecentre	7	17,192	17,168
Reserve - Caravan Park	7	347,450	347,384
Reserve - Heritage and Interpretive Centre	7	124,471	123,981
Reserve - Unspent Grants and Contributions	7	185,304	185,304
Reserve - Community Development	7	464,581	464,225
Reserve - Plant Replacement	7	689,729	688,858
Reserve - Community Development	7	101,174	101,034
Reserve - Unspent Loan	8	577,927	577,927
<b>TOTAL EQUITY</b>		<b>87,968,015</b>	<b>88,449,797</b>

**SHIRE OF WILUNA**  
**NOTES TO THE STATEMENT OF FINANCIAL ACTIVITY**  
**For the Period Ended 31 July 2019**

**1. SIGNIFICANT ACCOUNTING POLICIES**

**(a) Basis of Accounting**

This statement comprises a special purpose financial report which has been prepared in accordance with Australian Accounting Standards (as they apply to local governments and not-for-profit entities), Australian Accounting Interpretations, other authoritative pronouncements of the Australian Accounting Standards Board, the Local Government Act 1995 and accompanying regulations. Material accounting policies which have been adopted in the preparation of this statement are presented below and have been consistently applied unless stated otherwise.

Except for cash flow and rate setting information, the report has also been prepared on the accrual basis and is based on historical costs, modified, where applicable, by the measurement at fair value of selected non-current assets, financial assets and liabilities.

**Critical Accounting Estimates**

The preparation of a financial report in conformity with Australian Accounting Standards requires management to make judgements, estimates and assumptions that effect the application of policies and reported amounts of assets and liabilities, income and expenses.

The estimates and associated assumptions are based on historical experience and various other factors that are believed to be reasonable under the circumstances; the results of which form the basis of making the judgements about carrying values of assets and liabilities that are not readily apparent from other sources. Actual results may differ from these estimates.

**(b) The Local Government Reporting Entity**

All Funds through which the Council controls resources to carry on its functions have been included in this statement.

In the process of reporting on the local government as a single unit, all transactions and balances between those funds (for example, loans and transfers between Funds) have been eliminated.

All monies held in the Trust Fund are excluded from the statement, but a separate statement of those monies appears at Note 12.

**(c) Rounding Off Figures**

All figures shown in this statement are rounded to the nearest dollar.

**(d) Rates, Grants, Donations and Other Contributions**

Rates, grants, donations and other contributions are recognised as revenues when the local government obtains control over the assets comprising the contributions. Control over assets acquired from rates is obtained at the commencement of the rating period or, where earlier, upon receipt of the rates.

**(e) Goods and Services Tax**

Revenues, expenses and assets are recognised net of the amount of GST, except where the amount of GST incurred is not recoverable from the Australian Taxation Office (ATO).

Receivables and payables are stated inclusive of GST receivable or payable.

The net amount of GST recoverable from, or payable to, the ATO is included with receivables or payables in the statement of financial position.

Cash flows are presented on a gross basis. The GST components of cash flows arising from investing or financing activities which are recoverable from, or payable to, the ATO are presented as operating cash flows.

**(f) Cash and Cash Equivalents**

Cash and cash equivalents include cash on hand, cash at bank, deposits available on demand with banks and other short term highly liquid investments that are readily convertible to known amounts of cash and which are subject to an insignificant risk of changes in value and bank overdrafts.

Bank overdrafts are reported as short term borrowings in current liabilities in the statement of financial position.

**SHIRE OF WILUNA**  
**NOTES TO THE STATEMENT OF FINANCIAL ACTIVITY**  
**For the Period Ended 31 July 2019**

**1. SIGNIFICANT ACCOUNTING POLICIES (Continued)**

**(g) Trade and Other Receivables**

Trade and other receivables include amounts due from ratepayers for unpaid rates and service charges and other amounts due from third parties for goods sold and services performed in the ordinary course of business.

Receivables expected to be collected within 12 months of the end of the reporting period are classified as current assets. All other receivables are classified as non-current assets.

Collectability of trade and other receivables is reviewed on an ongoing basis. Debts that are known to be uncollectible are written off when identified. An allowance for doubtful debts is raised when there is objective evidence that they will not be collectible.

**(h) Inventories**

***General***

Inventories are measured at the lower of cost and net realisable value.

Net realisable value is the estimated selling price in the ordinary course of business less the estimated costs of completion and the estimated costs necessary to make the sale.

***Land Held for Resale***

Land held for development and sale is valued at the lower of cost and net realisable value. Cost includes the cost of acquisition, development, borrowing costs and holding costs until completion of development. Finance costs and holding charges incurred after development is completed are expensed.

Gains and losses are recognised in profit or loss at the time of signing an unconditional contract of sale if significant risks and rewards, and effective control over the land, are passed on to the buyer at this point.

Land held for sale is classified as current except where it is held as non-current based on Council's intentions to release for sale.

**(i) Fixed Assets**

All assets are initially recognised at cost. Cost is determined as the fair value of the assets given as consideration plus costs incidental to the acquisition. For assets acquired at no cost or for nominal consideration, cost is determined as fair value at the date of acquisition. The cost of non-current assets constructed by the local government includes the cost of all materials used in the construction, direct labour on the project and an appropriate proportion of variable and fixed overhead.

Certain asset classes may be revalued on a regular basis such that the carrying values are not materially different from fair value. Assets carried at fair value are to be revalued with sufficient regularity to ensure the carrying amount does not differ materially from that determined using fair value at reporting date.

**(j) Depreciation of Non-Current Assets**

All non-current assets having a limited useful life are systematically depreciated over their useful lives in a manner which reflects the consumption of the future economic benefits embodied in those assets.

Depreciation is recognised on a straight-line basis, using rates which are reviewed each reporting period. Major depreciation rates and periods are:

**SHIRE OF WILUNA**  
**NOTES TO THE STATEMENT OF FINANCIAL ACTIVITY**  
**For the Period Ended 31 July 2019**

**1. SIGNIFICANT ACCOUNTING POLICIES (Continued)**

Buildings	30 to 50 years
Furniture and Equipment	4 to 10 years
Plant and Equipment	2 to 15 years
Sealed roads and streets	
formation	not depreciated
pavement	50 years
seal	
- bituminous seals	20 years
- asphalt surfaces	25 years
Gravel roads	
formation	not depreciated
pavement	50 years
gravel sheet	12 years
Formed roads	
formation	not depreciated
pavement	50 years
Footpaths - slab	20 years
Sewerage piping	100 years
Water supply piping & drainage systems	75 years

**(k) Trade and Other Payables**

Trade and other payables represent liabilities for goods and services provided to the Council prior to the end of the financial year that are unpaid and arise when the Council becomes obliged to make future payments in respect of the purchase of these goods and services. The amounts are unsecured, are recognised as a current liability and are normally paid within 30 days of recognition.

**(l) Employee Benefits**

The provisions for employee benefits relates to amounts expected to be paid for long service leave, annual leave, wages and salaries and are calculated as follows:

**(i) Wages, Salaries, Annual Leave and Long Service Leave (Short-term Benefits)**

The provision for employees' benefits to wages, salaries, annual leave and long service leave expected to be settled within 12 months represents the amount the Shire has a present obligation to pay resulting from employees services provided to balance date. The provision has been calculated at nominal amounts based on remuneration rates the Shire expects to pay and includes related on-costs.

**(ii) Annual Leave and Long Service Leave (Long-term Benefits)**

The liability for long service leave is recognised in the provision for employee benefits and measured as the present value of expected future payments to be made in respect of services provided by employees up to the reporting date using the project unit credit method. Consideration is given to expected future wage and salary levels, experience of employee departures and periods of service. Expected future payments are discounted using market yields at the reporting date on national government bonds with terms to maturity and currency that match as closely as possible, the estimated future cash outflows. Where the Shire does not have the unconditional right to defer settlement beyond 12 months, the liability is recognised as a current liability.

**(m) Interest-bearing Loans and Borrowings**

All loans and borrowings are initially recognised at the fair value of the consideration received less directly attributable transaction costs.

After initial recognition, interest-bearing loans and borrowings are subsequently measured at amortised cost using the effective interest method. Fees paid on the establishment of loan facilities that are yield related are included as part of the carrying amount of the loans and borrowings.

Borrowings are classified as current liabilities unless the Council has an unconditional right to defer settlement of the liability for at least 12 months after the balance sheet date.

**Borrowing Costs**

Borrowing costs are recognised as an expense when incurred except where they are directly attributable to the acquisition, construction or production of a qualifying asset. Where this is the case, they are capitalised as part of the cost of the particular asset.

**SHIRE OF WILUNA**  
**NOTES TO THE STATEMENT OF FINANCIAL ACTIVITY**  
**For the Period Ended 31 July 2019**

**1. SIGNIFICANT ACCOUNTING POLICIES (Continued)**

**(n) Provisions**

Provisions are recognised when: The council has a present legal or constructive obligation as a result of past events; it is more likely than not that an outflow of resources will be required to settle the obligation; and the amount has been reliably estimated. Provisions are not recognised for future operating losses.

Where there are a number of similar obligations, the likelihood that an outflow will be required in settlement is determined by considering the class of obligations as a whole. A provision is recognised even if the likelihood of an outflow with respect to any one of item included in the same class of obligations may be small.

**(o) Current and Non-Current Classification**

In the determination of whether an asset or liability is current or non-current, consideration is given to the time when each asset or liability is expected to be settled. The asset or liability is classified as current if it is expected to be settled within the next 12 months, being the Council's operational cycle. In the case of liabilities where Council does not have the unconditional right to defer settlement beyond 12 months, such as vested long service leave, the liability is classified as current even if not expected to be settled within the next 12 months. Inventories held for trading are classified as current even if not expected to be realised in the next 12 months except for land held for resale where it is held as non current based on Council's intentions to release for sale.

**(p) Nature or Type Classifications**

**Rates**

All rates levied under the Local Government Act 1995. Includes general, differential, specific area rates, minimum rates, interim rates, back rates, ex-gratia rates, less discounts offered. Exclude administration fees, interest on instalments, interest on arrears and service charges.

**Operating Grants, Subsidies and Contributions**

Refer to all amounts received as grants, subsidies and contributions that are not non-operating grants.

**Non-Operating Grants, Subsidies and Contributions**

Amounts received specifically for the acquisition, construction of new or the upgrading of non-current assets paid to a local government, irrespective of whether these amounts are received as capital grants, subsidies, contributions or donations.

**Profit on Asset Disposal**

Profit on the disposal of assets including gains on the disposal of long term investments. Losses are disclosed under the expenditure classifications.

**Fees and Charges**

Revenues (other than service charges) from the use of facilities and charges made for local government services, sewerage rates, rentals, hire charges, fee for service, photocopying charges, licences, sale of goods or information, fines, penalties and administration fees. Local governments may wish to disclose more detail such as rubbish collection fees, rental of property, fines and penalties, other fees and charges.

**Service Charges**

Service charges imposed under Division 6 of Part 6 of the Local Government Act 1995. Regulation 54 of the Local Government (Financial Management) Regulations 1996 identifies the These are television and radio broadcasting, underground electricity and neighbourhood surveillance services. Exclude rubbish removal charges. Interest and other items of a similar nature received from bank and investment accounts, interest on rate instalments, interest on rate arrears and interest on debtors.

**Interest Earnings**

Interest and other items of a similar nature received from bank and investment accounts, interest on rate instalments, interest on rate arrears and interest on debtors.

**SHIRE OF WILUNA**  
**NOTES TO THE STATEMENT OF FINANCIAL ACTIVITY**  
**For the Period Ended 31 July 2019**

**1. SIGNIFICANT ACCOUNTING POLICIES (Continued)**

**Interest Earnings**

Interest and other items of a similar nature received from bank and investment accounts, interest on rate instalments, interest on rate arrears and interest on debtors.

**Other Revenue / Income**

Other revenue, which can not be classified under the above headings, includes dividends, discounts, rebates etc.

**Employee Costs**

All costs associate with the employment of person such as salaries, wages, allowances, benefits such as vehicle and housing, superannuation, employment expenses, removal expenses, relocation expenses, worker's compensation insurance, training costs, conferences, safety expenses, medical examinations, fringe benefit tax, etc.

**Materials and Contracts**

All expenditures on materials, supplies and contracts not classified under other headings. These include supply of goods and materials, legal expenses, consultancy, maintenance agreements, communication expenses, advertising expenses, membership, periodicals, publications, hire expenses, rental, leases, postage and freight etc. Local governments may wish to disclose more detail such as contract services, consultancy, information technology, rental or lease expenditures.

**Utilities (Gas, Electricity, Water, etc.)**

Expenditures made to the respective agencies for the provision of power, gas or water. Exclude expenditures incurred for the reinstatement of roadwork on behalf of these agencies.

**Insurance**

All insurance other than worker's compensation and health benefit insurance included as a cost of employment.

**Loss on asset disposal**

Loss on the disposal of fixed assets.

**Depreciation on non-current assets**

Depreciation expense raised on all classes of assets.

**Interest expenses**

Interest and other costs of finance paid, including costs of finance for loan debentures, overdraft accommodation and refinancing expenses.

**Other expenditure**

Statutory fees, taxes, provision for bad debts, member's fees or levies including WA Fire Brigade Levy and State taxes. Donations and subsidies made to community groups.

**(q) Statement of Objectives**

Council has adopted a 'Plan for the future' comprising a Strategic Community Plan and Corporate Business Plan to provide the long term community vision, aspirations and objectives.

Based upon feedback received from the community the vision of the Shire is:  
"A proud, green, go-ahead and healthy Wiluna"

The Strategic Community Plan defines the key objectives of the Shire as:  
"Working together to enhance our future through good governance"



**SHIRE OF WILUNA**  
**NOTES TO THE STATEMENT OF FINANCIAL ACTIVITY**  
**For the Period Ended 31 July 2019**

**1. SIGNIFICANT ACCOUNTING POLICIES (Continued)**

**(r) Reporting Programs**

Council operations as disclosed in this statement encompass the following service orientated activities/programs:

**GOVERNANCE**

Expenses associated with provision of services to members of council and elections and the administrative support available to the council for the provision of governance of the district. Costs reported as administrative expenses are redistributed in accordance with the principle of activity based costing (ABC).

**GENERAL PURPOSE FUNDING**

Rates and associated revenues, general purpose government grants, interest revenue and other miscellaneous revenues. The costs associated with raising the above revenues, e.g. valuation expense debt collection and overheads.

**LAW, ORDER, PUBLIC SAFETY**

Supervision and enforcement of Local Laws, fire prevention, animal control, provision of ranger services and other aspects of public safety including emergency services.

**HEALTH**

Health inspection services, food quality control, mosquito and pest control and waste disposal compliance.

**EDUCATION AND WELFARE**

Provision and development of community service programmes, including training and disability requirements.

**HOUSING**

Provision and maintenance of housing accommodation for employees.

**COMMUNITY AMENITIES**

Sanitation, sewerage, protection of the environment, public conveniences, cemeteries, rubbish collection services, operation of rubbish disposal sites, litter control, and administration of town planning schemes.

**RECREATION AND CULTURE**

Provision and maintenance of public halls, civic centres, aquatic centre, recreation centres, and various sporting facilities. Provision and maintenance of parks, gardens, and playgrounds. Operation of library, art centre and other cultural facilities.

**TRANSPORT**

Construction and maintenance of roads, footpaths, depots, traffic control, cleaning of streets, and maintenance of street trees, streetlighting and etc.

**ECONOMIC SERVICES**

Tourism and area promotion, provision of rural services including weed control and vermin control. Building control and economic development facilities.

**OTHER PROPERTY & SERVICES**

Plant works, plant overheads and stock of materials, private works operations

**SHIRE OF WILUNA**  
**NOTES TO THE STATEMENT OF FINANCIAL ACTIVITY**  
**For the Period Ended 31 July 2019**

**Note 2: EXPLANATION OF MATERIAL VARIANCES**

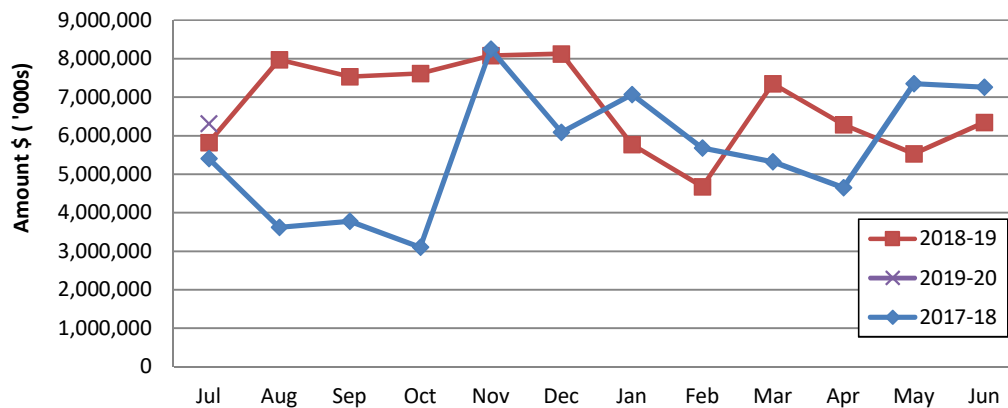
Reporting Program	Var. \$	Var. %	Timing/ Permanent	Explanation of Variance
<b>Operating Revenues</b>	\$	%		
General Purpose Funding	(3,364)			Budget not adopted
Governance	(1,053)	-100%		Budget not adopted
Law, Order and Public Safety	(7)	-7%		
Health	(8)	-100%		Budget not adopted
Education and Welfare	0			
Housing	621	25%		Budget not adopted
Community Amenities	(3,009)	-42%		Budget not adopted
Recreation and Culture	(12,438)	-31%		Budget not adopted
Transport	(8,682)	-45%		Budget not adopted
Economic Services	10,481	1478%		Budget not adopted
Other Property and Services	946	25%		Budget not adopted
<b>Operating Expense</b>				
General Purpose Funding	8,802	27%		Budget not adopted
Governance	83,444	38%		Budget not adopted
Law, Order and Public Safety	7,180	37%		Budget not adopted
Health	2,197	36%		Budget not adopted
Education and Welfare	5,208	100%		Budget not adopted
Housing	(23,917)	0%		Budget not adopted
Community Amenities	30,422	49%		Budget not adopted
Recreation and Culture	96,519	56%		Budget not adopted
Transport	12,837	6%		Budget not adopted
Economic Services	58,641	71%		Budget not adopted
Other Property and Services	76,283	65%		Budget not adopted
<b>Capital Revenues</b>				
Grants, Subsidies and Contributions	(136,136)	-100%		Budget not adopted
Proceeds from Disposal of Assets	0			
<b>Capital Expenses</b>				
Land and Buildings	400,006	100%		Budget not adopted
Infrastructure - Roads	128,762	97%		Budget not adopted
Infrastructure - Others	119,094	74%		Budget not adopted
Infrastructure - Airport	91,205	100%		Budget not adopted
Plant and Equipment	59,583	100%		Budget not adopted
Furniture and Equipment	4,667	100%		Budget not adopted
<b>Financing</b>				
Loan Principal	18,263	76%		Budget not adopted

**SHIRE OF WILUNA**  
**NOTES TO THE STATEMENT OF FINANCIAL ACTIVITY**  
**For the Period Ended 31 July 2019**

**Note 3: NET CURRENT FUNDING POSITION**

Positive=Surplus (Negative=Deficit)			
Note	YTD 31 Jul 2019	Budget 30 June 2020	Actual 30 June 2019
	\$	\$	\$
<b>Current Assets</b>			
Cash Unrestricted	4 3,810,307	906,648	4,311,397
Cash Restricted - Reserves Equity	4 6,324,837	4,022,872	6,327,429
Receivables - Rates	6 44,100	106,353	43,493
Receivables -Other	6 2,744,393	0	2,962,232
Interest / ATO Receivable/Accrual	261,988	0	218,193
Inventories	22,235	20,000	22,235
	13,207,860	5,055,873	13,884,979
<b>Less: Current Liabilities</b>			
Payables	(649,380)	(1,094,726)	(800,165)
Provisions	(170,002)	(225,000)	(170,002)
	(819,382)	(1,319,726)	(970,167)
Less: Cash Reserves	7 (6,324,837)	(4,022,872)	(6,327,429)
Secured by floating charge	249,587	286,725	255,217
<b>Net Current Funding Position</b>	<b>6,313,228</b>	<b>0</b>	<b>6,842,600</b>

**Note 3 - Liquidity Over the Year**



**Comments - Net Current Funding Position**

**SHIRE OF WILUNA**  
**NOTES TO THE STATEMENT OF FINANCIAL ACTIVITY**  
**For the Period Ended 31 July 2019**

**Note 4: CASH AND INVESTMENTS**

		Interest Rate	Municipal Unrestricted \$	Reserves Restricted \$	Total Amount \$
<b>(a) Municipal Account</b>					
	CBA - Cash at Bank MUNI06600012480346		10,683		10,683
	ANZ - Cash at Bank MUNI 016263110596343		5,242		5,242
	CBA Muni Call Deposit		617,810		617,810
	AMP Bank Business Saver Account (at call)		800,000		800,000
	Bankwest Money Market Deposit Account (at call)		176,372		176,372
	Bank of Queensland TD - Non-reserve		1,100,000		1,100,000
	IMB Bank LTD TD Muni		1,100,000		1,100,000
<b>(b) Reserve Account</b>					
	CBA Reserve Call Account			97,367	97,367
	NAB TD - Reserve Account			1,200,000	1,200,000
	Rural Bank TD - Reserve			1,298,201	1,298,201
	ME Bank TD - Reserve			1,013,463	1,013,463
	ME Bank TD - Reserve			900,000	900,000
	IMB Bank TD - Reserve			1,250,000	1,250,000
	Bank of Queensland TD - Reserve			540,000	540,000
<b>(c) Other</b>					
	<b>Cash On Hand - Floats</b>				
			200		200
<b>Total</b>			<b>3,810,307</b>	<b>6,299,031</b>	<b>10,109,338</b>

SHIRE OF WILUNA  
NOTES TO THE STATEMENT OF FINANCIAL ACTIVITY  
For the Period Ended 31 July 2019

**Note 5: BUDGET AMENDMENTS**

Amendments to original budget since budget adoption. Surplus/(Deficit)

GL Account Code	Description	Council Resolution	Classification	Non Cash Adjustment	Increase in Available Cash	Decrease in Available Cash	Amended Budget Running Balance
	Budget Adoption		Opening Surplus	\$	\$	\$	\$
	Permanent Changes						0
							0
							0
							0
							0
							0
							0
				0	0	-	0

**SHIRE OF WILUNA**  
**NOTES TO THE STATEMENT OF FINANCIAL ACTIVITY**  
**For the Period Ended 31 July 2019**

**Note 6: RECEIVABLES**

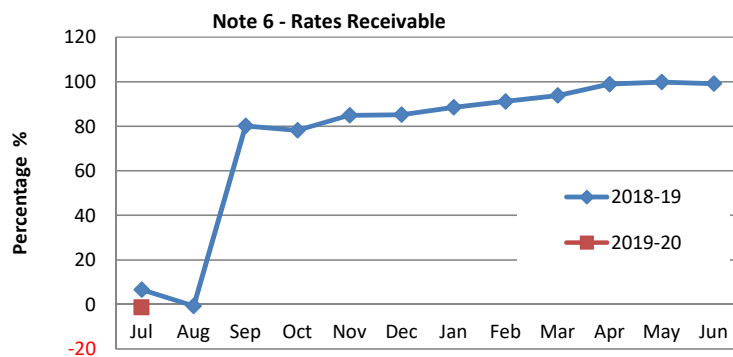
**Receivables - Rates Receivable**

Opening Arrears Previous Years  
 Levied this year and adjustments  
Less Collections to date  
 Equals Current Outstanding

**Net Rates Collectable**

% Collected

YTD 31 Jul 2019	YTD Previous FY
\$ 43,493	\$ 103,236
0	5,001,577
608	(5,061,320)
<b>44,101</b>	<b>43,493</b>
<b>44,101</b>	<b>43,493</b>
-1.40%	99.15%



Comments/Notes - Receivables Rates

**Receivables - General**

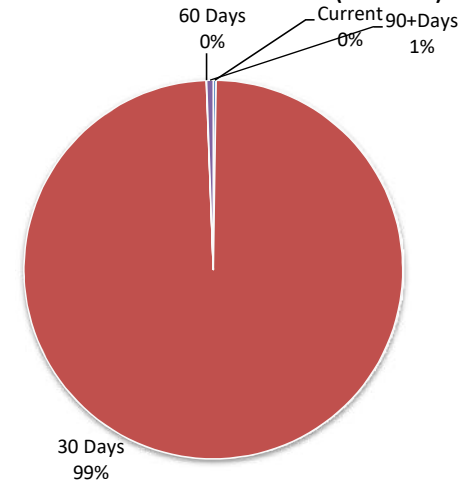
	Current	30 Days	60 Days	90+Days
Receivables - General	\$ 6,580	\$ 2,726,833	\$ 852	\$ 15,350

**Total Receivables General Outstanding**

**2,749,615**

Amounts shown above include GST (where applicable)

**Note 6 - Accounts Receivable (non-rates)**



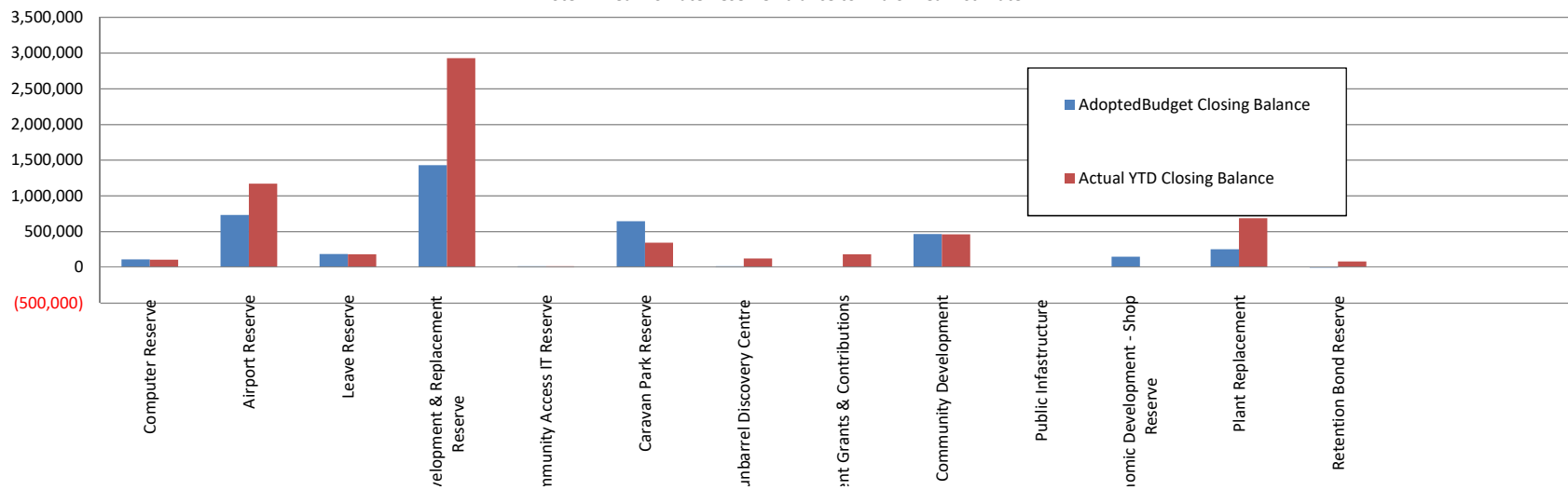
Comments/Notes - Receivables General

**SHIRE OF WILUNA**  
**NOTES TO THE STATEMENT OF FINANCIAL ACTIVITY**  
**For the Period Ended 31 July 2019**

**Note 7: Cash Backed Reserve**

2019-20										
Name	Opening Balance	Adopted Budget Interest Earned	Actual Interest Earned	Adopted Budget Transfers In (+)	Actual Transfers In (+)	Adopted Budget Transfers Out (-)	Actual Transfers Out (-)	Transfer out Reference	Adopted Budget Closing Balance	Actual YTD Closing Balance
Computer Reserve	\$ 108,943	\$ 2,350	\$ 151	\$ -	\$ -	\$ -	\$ -		\$ 111,293	\$ 109,095
Airport Reserve	1,171,020	25,300	1,626	100,000		(560,120)	-		736,200	1,172,646
Leave Reserve	183,712	3,963	255	-			-		187,675	183,967
Asset Development & Replacement Reserve	2,922,262	63,113	4,057			(1,555,477)			1,429,898	2,926,319
Community Access IT Reserve	17,114	375	24	-					17,489	17,138
Caravan Park Reserve	347,238	1,025	66	300,000					648,263	347,303
Canning-Gunbarrel Discovery Centre	122,891	7,625	490	10,000		(122,891)			17,625	123,381
Unspent Grants & Contributions	185,304	0	-	-		(185,304)			0	185,304
Community Development	463,434	5,538	356	0					468,972	463,790
Public Infrastructure	0	0	-	-					0	0
Economic Development - Shop Reserve	0	0		150,000					150,000	0
Plant Replacement	686,922	13,538	870	-		(445,000)			255,460	687,792
Retention Bond Reserve	100,723	2,175	140	-		(102,898)	(18,566)		(0)	82,297
	<b>6,309,562</b>	<b>125,000</b>	<b>8,035</b>	<b>560,000</b>	<b>0</b>	<b>(2,971,690)</b>	<b>(18,566)</b>		<b>4,022,874</b>	<b>6,299,031</b>

**Note 7 - Year To Date Reserve Balance to End of Year Estimate**



**SHIRE OF WILUNA**  
**NOTES TO THE STATEMENT OF FINANCIAL ACTIVITY**  
**For the Period Ended 31 July 2019**

**Note 8 CAPITAL DISPOSALS**

Actual YTD Profit/(Loss) of Asset Disposal				Disposals	Comments
Fair Value	Accum Depr	Proceeds	Profit (Loss)		
\$	\$	\$	\$		
0	0	0	0		

**Comments - Capital Disposal/Replacements**



**SHIRE OF WILUNA**  
**NOTES TO THE STATEMENT OF FINANCIAL ACTIVITY**  
**For the Period Ended 31 July 2019**

**Note 9: RATING INFORMATION**

RATE TYPE	Budget						Actual				
	Rate in \$	Number of Properties	Rateable Value \$	Rate Revenue \$	Interim Rates \$	Back Rates \$	Total Revenue \$	Rate Revenue \$	Interim Rate \$	Back Rate \$	Total Revenue \$
<b>Differential General Rate</b>											
GRV Wiluna Townsite	10.2268	69	986,368	100,874	0	0	100,874				0
GRV Mining	20.2213	6	6,380,000	1,290,119	0	0	1,290,119				0
UV Rural/Pastoral	13.7841	28	1,247,348	171,936	0	0	171,936				0
UV Mining	21.2284	213	14,835,946	3,149,434	0	0	3,149,434				0
UV Exploration & Prospecting	21.2284	218	2,458,534	521,907	0	0	521,907				0
<b>Sub-Totals</b>		534	25,908,196	5,234,270	0	0	5,234,270	0	0	0	0
<b>Minimum Payment</b>	<b>Minimum \$</b>										
GRV Wiluna Townsite	490.00	18	7,838	8,820	0	0	8,820				0
GRV Mining	370.00	3	60	1,110	0	0	1,110				0
UV Rural/Pastoral	370.00	1	1,598	370	0	0	370				0
UV Mining	370.00	189	72,481	69,930	0	0	69,930				0
UV Exploration & Prospecting	370.00	71	65,026	26,270	0	0	26,270				0
<b>Sub-Totals</b>		282	147,003	106,500	0	0	106,500	0	0	0	0
<b>Discount / Concessions</b>							5,340,770				0
							(17,193)				
<b>Amount from General Rates</b>							<b>5,323,577</b>				<b>0</b>
Ex-Gratia Rates							0				0
<b>Totals</b>							<b>5,323,577</b>				<b>0</b>

**Comments - Rating Information**

All land except exempt land in the Shire of Wiluna is rated according to its Gross Rental Value (GRV) in townsites or Unimproved Value (UV) in the remainder of the Shire. The General Rates detailed above for the above 2019/20 financial year have been determined by Council on the basis of raising the revenue required to meet the deficiency between the total estimated expenditure proposed in the budget and the estimated revenue to be received from all sources other than rates and also considering the extent of any increase in rating over the level adopted in the previous year. The minimum rates have been determined by Council on the basis that all ratepayers must make a reasonable contribution to the cost of the Local Government services/facilities. The intention to impose differential rating was advertised on 10 May 2019. Two submissions were received. The Council resolved to proceed with differential rates and minimums as advertised except for the UV Mining and UV Exploration and Prospecting rates that were advertised at 21.4345 and which the Council decreased to 21.2284 after considering the submissions received and changes in the valuation roll that were received after the proposed differential rates were advertised. The rates adopted were as per the table above.

**SHIRE OF WILUNA**  
**NOTES TO THE STATEMENT OF FINANCIAL ACTIVITY**  
**For the Period Ended 31 July 2019**

**10. INFORMATION ON BORROWINGS**

(a) Debenture Repayments

Particulars	Loan No.	Principal 1-Jul-19	New Loans	Principal Repayments		Principal Outstanding		Interest Repayments	
				Actual \$	Adopted Budget \$	Actual \$	Adopted Budget \$	Actual \$	Adopted Budget \$
<b>Recreation &amp; Culture</b>									
Loan 1 - Youth Centre - Changerooms, Toilets, Kiosk	1	197,673	0	0	52,694	197,673	144,979	(3,427)	9,165
<b>Housing</b>									
Loan 4 - Staff Housing 5 New Houses	4	1,340,243	0	0	49,425	1,340,243	1,290,818	(6,334)	55,830
<b>Economic Services</b>									
Loan 2 - Canning - Gunbarrel Discovery Centre	2	474,415		0	126,466	474,415	347,949	-	21,997
Loan 5 - Streetscape Project	5	633,262	800,000	5,631	22,836	627,631	638,893	972	25,493
<b>Governance</b>									
Loan 3 - Administration Building	3	957,317	0	0	35,304	957,317	922,013	(4,524)	39,879
		3,602,910	800,000	5,631	286,725	3,597,279	3,344,652	(13,314)	152,364

All debenture repayments were financed by general purpose revenue.

286,725

No new debentures were raised during the reporting period.

0

**SHIRE OF WILUNA**  
**NOTES TO THE STATEMENT OF FINANCIAL ACTIVITY**  
**For the Period Ended 31 July 2019**

**Note 11: GRANTS AND CONTRIBUTIONS**

Program/Details GL	Grant Provider	Approval	2019-20 Adopted Budget	2019-20 Amended Budget	Variations Additions (Deletions)	Operating	Capital	Recoup Status		Comment
								Received	Not Received	
<b>GENERAL PURPOSE FUNDING</b>		(Y/N)	\$	\$	\$	\$	\$	\$	\$	
Grants Commission - General	WALGGC	Y	899,962	899,962	0	899,962	0	0	899,962	Operating
Grants Commission - Roads	WALGGC	Y	396,140	396,140	0	396,140	0	0	396,140	Operating
<b>LAW, ORDER, PUBLIC SAFETY</b>										
FESA Grant - Operating Bush Fire Brigade	Dept. of Fire & Emergency Serv.	Y	19,580	19,580	0	19,580	0	0	19,580	Operating
<b>EDUCATION AND WELFARE</b>										
<b>RECREATION AND CULTURE</b>										
Wotton Street Playground	Lottery West	N	360,000	360,000	0	0	360,000	0	360,000	Non-Operating
Grants Events, Celebrations & Festivals	Various - refer budget	N	14,000	14,000	0	14,000	0	0	14,000	Operating
IVAIS Tjukurba Art Gallery	Department of Communications & the Arts	Y	145,000	145,000	0	145,000	0	0	145,000	Operating
CDP Program	Wirrpanda	Y	60,000	60,000	0	60,000	0	5,000	55,000	Operating/Non Operating
<b>TRANSPORT</b>										
Regional Road Group 2025 Grant	Regional Road Group - Main Roads	Y	587,964	587,964	0	0	587,964	0	587,964	Non-Operating
Roads to Recovery	Federal Government	Y	908,982	908,982	0	0	908,982	0	908,982	Non-Operating
Direct Regional Grant	Mainroads	Y	118,290	118,290	0	118,290	0	0	118,290	Operating
Airport Terminal	Regional Airport Development Scheme	Y	364,648	364,648	0	0	364,648	0	364,648	Non-Operating
<b>ECONOMIC SERVICES</b>										
<b>OTHER PROPERTY AND SERVICES</b>										
<b>TOTALS</b>			<b>3,874,566</b>	<b>3,874,566</b>	<b>0</b>	<b>1,652,972</b>	<b>2,221,594</b>	<b>5,000</b>	<b>3,869,566</b>	
Operating	Operating		1,652,972	1,652,972				5,000		
Non-Operating	Non-operating		2,221,594	2,221,594				0		
			<u>3,874,566</u>	<u>3,874,566</u>				<u>5,000</u>		

**SHIRE OF WILUNA**  
**NOTES TO THE STATEMENT OF FINANCIAL ACTIVITY**  
**For the Period Ended 31 July 2019**

**Note 12: TRUST FUND**

Funds held at balance date over which the Shire has no control and which are not included in this statement are as follows:

Description	Opening Balance 1 Jul 19	Amount Received	Amount Paid	Closing Balance 31-Jul-19
Totals	\$ 13,136	\$ 700	\$ 0	\$ 13,836
	13,136	700	0	13,836

SHIRE OF WILUNA  
NOTES TO THE STATEMENT OF FINANCIAL ACTIVITY  
For the Period Ended 31 July 2019

Note 13: CAPITAL ACQUISITIONS

		Budget by Asset Class						Budget			Actuals	
Account Number	Description	Land & Buildings	Plant and Equipment	Furniture and Equipment	Roads	Airport	Other Infrastructures	Adopted Annual Budget	Amended Annual Budget	Amended YTD Budget	YTD Actual	Variance (Under)/Over
<b>GOVERNANCE</b>												
C040001	Council Chambers Furniture			56,000				56,000	56,000	4,667	-	4,667
C142101	CEO Vehicle		282,000					282,000	282,000	-	-	-
	Total Governance	-	282,000	56,000	-	-	-	338,000	338,000	4,667	-	4,667
<b>HOUSING</b>												
C091109	Single Persons Quarters (at admin building)	80,000						80,000	80,000	6,667	-	6,667
C091163	2 New Houses - Trenton Street	640,000						640,000	640,000	53,333	-	53,333
C091185	U5/30 Scotia Street	20,000						20,000	20,000	1,667	-	1,667
C091200	Staff Housing - 8 Trenton Street	70,000						70,000	70,000	5,833	-	5,833
C091201	Staff Housing 2 - 10 Trenton Street	70,000						70,000	70,000	5,833	-	5,833
C091203	Staff Housing 3 - 42 Lennon Street	70,000						70,000	70,000	5,833	-	5,833
C091204	Staff Housing 4 - 46 Lennon Street	70,000						70,000	70,000	5,833	-	5,833
C091205	Staff Housing 5 - 48 Lennon Street	70,000						70,000	70,000	5,833	-	5,833
C091206	Land Purchases	200,000						200,000	200,000	16,667	-	16,667
	Total Housing	1,290,000	-	-	-	-	-	1,290,000	1,290,000	107,499	-	107,499
<b>COMMUNITY AMENITIES</b>												
C107054	Cemetery Improvement						100,000	100,000	100,000	8,333	-	8,333
C107055	Replace Fencing at Lennon St Bore						20,000	20,000	20,000	1,667	-	1,667
C107060	Sewerage Works - Replacement of Septic Systems						65,000	65,000	65,000	5,417	3,616	1,801
	Total Community Amenities	-	-	-	-	-	185,000	185,000	185,000	15,417	3,616	11,801
<b>RECREATION AND CULTURE</b>												
C111102	Youth Centre Landscape & Other Works						150,000	150,000	150,000	12,500	-	12,500
C111103	Youth Centre Sewerage Upgrade						17,000	17,000	17,000	1,417	-	1,417
C111104	Youth Centre Upgrade	100,000						100,000	100,000	8,333	-	8,333
C111106	Youth Centre Orchard						15,000	15,000	15,000	1,250	-	1,250
C112101	Pool Improvements						100,000	100,000	100,000	8,333	-	8,333
C113128	Fully Enclosed BBQ Trailer		25,000					25,000	25,000	2,083	-	2,083
C113131	Replace Basketball Court Lights (with LED)						13,000	13,000	13,000	1,083	-	1,083
C113132	Wotton Street Playground Equipment						760,000	760,000	760,000	-	-	-
C113133	Gym (Oval Change Room) Improvements	100,000						100,000	100,000	8,333	-	8,333
C113134	New Memorial Park Construction - Design, Landscaping & Flagpoles						450,000	450,000	450,000	37,500	-	37,500
C113429	Oval Water Cannons Upgrade						100,000	100,000	100,000	8,333	-	8,333
C117014	Old Morgue - External Paint	10,000						10,000	10,000	833	-	833
	Total Recreation and Culture	210,000	25,000	-	-	-	1,605,000	1,840,000	1,840,000	89,998	-	89,998
<b>TRANSPORT</b>												
Street and Road Construction:												
C121004	Wiluna North Road - Reconstruct Existing Unsealed Road Formation				165,000			165,000	165,000	13,750	-	13,750
C121005	Install Water Bores						140,000	140,000	140,000	11,667	35,500	(23,833)
C121006	Wongawol Road - Drains, Verge Clearing, Resheeting				254,754			254,754	254,754	21,230	-	21,230
C121007	Wongawol Road - Widening of Bitumen, Reconstruct Floodways & Culverts				436,125			436,125	436,125	36,344	-	36,344
C121008	Carnegie Road - Drains, Verge Clearing, Resheeting				191,066			191,066	191,066	15,922	-	15,922
C121015	Granite Peak - Vegetation clearance and pull in gravel from vegetation, re-shape and reform				100,000			100,000	100,000	8,333	-	8,333
C121018	Granite Peak - Lake Violet Road				350,000			350,000	350,000	29,167	-	29,167
C121810	Signs Guide Posts - Flexi Steel - km Sign Marked				100,000			100,000	100,000	8,333	-	8,333
C121017	Yeelirrie Meekatharra Rd							-	-	-	2,914	(2,914)
	Sub Total	-	-	-	1,596,945	-	140,000	1,736,945	1,736,945	136,413	38,414	100,913
<b>Road Plant Purchases</b>												
C123100	Dual Cab Truck (Roadworks Crew)		200,000					200,000	200,000	16,667	-	16,667
C123101	Ford Ranger Super Cab Ute		45,000					45,000	45,000	3,750	-	3,750
C123102	Second Hand Tandem Tipper		120,000					120,000	120,000	10,000	-	10,000
C123103	13000 Litre Water Tank		50,000					50,000	50,000	4,167	-	4,167
C123105	Van for Art Gallery		43,000					43,000	43,000	3,583	-	3,583
C123104	8000 Litre Sewerage Pump Out Tank		23,000					23,000	23,000	1,917	-	1,917

SHIRE OF WILUNA  
NOTES TO THE STATEMENT OF FINANCIAL ACTIVITY  
For the Period Ended 31 July 2019

Note 13: CAPITAL ACQUISITIONS

		Budget by Asset Class						Budget			Actuals	
Account Number	Description	Land & Buildings	Plant and Equipment	Furniture and Equipment	Roads	Airport	Other Infrastructures	Adopted Annual Budget	Amended Annual Budget	Amended YTD Budget	YTD Actual	Variance (Under)/Over
C123178	Refurbishment of Bore Trailer		9,000					9,000	9,000	750	-	750
C123197	Concrete Truck		60,000					60,000	60,000	5,000	-	5,000
C123198	Mobile Portable Toilet Block		100,000					100,000	100,000	8,333	-	8,333
C123223	Mower and Trailer		40,000					40,000	40,000	3,333	-	3,333
	Sub Total	-	690,000	-	-	-	-	690,000	690,000	57,500	-	57,500
	Other Infrastructure											
C121023	Depot Shed	53,000						53,000	53,000	4,417	-	4,417
C121024	Depot Improvements	200,000					42,000	242,000	242,000	20,167	450	19,717
C121025	Washbay						10,000	10,000	10,000	833	-	833
C121026	Workshop Service Pit						25,000	25,000	25,000	2,083	-	2,083
	Sub Total	253,000	-	-	-	-	77,000	330,000	330,000	27,500	450	27,050
	Airport											
C126262	Airport Sealing/Upgrade Repairs					1,094,454		1,094,454	1,094,454	91,205	-	91,205
	Sub Total	-	-	-	-	1,094,454	-	1,094,454	1,094,454	91,205	-	91,205
	Total Transport	253,000	690,000	-	1,596,945	1,094,454	217,000	3,851,399	3,851,399	320,951	38,864	282,087
	ECONOMIC SERVICES											
C132159	Main Street Revitalisation (Wotton St)				2,337,000			2,337,000	2,337,000	194,750	1,403	193,347
C132171	Wiluna Enterprise Building	15,000						15,000	15,000	1,250	-	1,250
C132343	Caravan Park Project - Design & Construct						100,000	100,000	100,000	8,333	-	8,333
C132351	North Pool - Development of Tourism Area						15,000	15,000	15,000	1,250	-	1,250
C132352	Lake Violet - Development of Tourism Area						35,000	35,000	35,000	2,917	-	2,917
C132360	Commercial Property Purchase	203,000						203,000	203,000	16,917	-	16,917
C134100	Irrigation, Retic & Bore Works						300,000	300,000	300,000	25,000	-	25,000
C137002	Discovery Centre Displays						107,000	107,000	107,000	8,917	-	8,917
C137003	Discovery Centre Gardens - Furniture, Landscaping & Retic						15,000	15,000	15,000	1,250	-	1,250
C137004	Discovery Centre Sea Container						25,000	25,000	25,000	2,083	-	2,083
C137005	Discovery Centre Building	35000						35,000	35,000	2,917	-	2,917
C132172	Heritage/ Interpretive Centre Gardens - Furniture, Landscaping & Reticulation							-	-	-	1,923	(1,923)
	Total Economic Services	253,000	-	-	2,337,000	-	597,000	3,187,000	3,187,000	265,584	3,326	262,258
	OTHER PROPERTY AND SERVICES											
C142113	Wireless connection to New Admin Building						110,000	110,000	110,000	9,167	-	9,167
C147183	New Administration Building	450,000						450,000	450,000	37,500	1,660	35,840
	Total Other Property and Services	450,000	-	-	-	-	110,000	560,000	560,000	46,667	1,660	45,007
	TOTALS	2,456,000	997,000	56,000	3,933,945	1,094,454	2,714,000	11,251,399	11,251,399	850,783	47,466	803,317
								Adopted	Amended Annual	YTD Budget	YTD Actual	
							Land & Buildings	2,256,000	4,820,000	401,666	1,660	400,006
							Plant & Equipment	997,000	997,000	59,583	-	59,583
							Furniture & Equipment	56,000	56,000	4,667	-	4,667
							Roads	3,933,945	1,596,945	133,079	4,317	128,762
							Airport	1,094,454	1,094,454	91,205	-	91,205
							Other Infrastructure	2,914,000	2,687,000	160,583	41,489	119,094
							WIP	-	-	-	-	-
							TOTALS	11,251,399	11,251,399	850,783	47,466	803,317

## Appendix 9.1.2

### List of Accounts Paid By Authority 1st July 2019 to 30 July 2019

Chq/EFT	Date	Name	Description	Amount
38	02/07/2019	Bank Fee - BANK FEES & CHARGES	BANK FEES & CHARGES	-\$ 118.68
38	08/07/2019	Bank Fee - BANK FEES & CHARGES	BANK FEES & CHARGES	-\$ 3.75
38	30/07/2019	Bank Fee - BANK FEES & CHARGES	BANK FEES & CHARGES	-\$ 222.87
EFT7853	05/07/2019	ARTIST-Marcia Vicky Ashwin	PAYMENT	-\$ 346.00
19-44	28/06/2019	ARTIST-Marcia Vicky Ashwin	19-44 21942 (2981) - Aboriginal Dreaming - Artists Commission	\$ 346.00
EFT7854	05/07/2019	ARTIST-Glenika Cooke	PAYMENT	-\$ 830.40
13-001	15/05/2019	ARTIST-Glenika Cooke	13-001 21725 (2838) - Karli - Artists Commission	\$ 449.80
19-104	22/05/2019	ARTIST-Glenika Cooke	19-104 - 21760 (2858) - Woiwurrung - Artists Commission	\$ 380.60
EFT7855	05/07/2019	ARTIST-Stacey Petterson	PAYMENT	-\$ 346.00
19-94	28/06/2019	ARTIST-Stacey Petterson	19-94 21943 (2986) Parnka Business - Artists Commission	\$ 346.00
EFT7856	05/07/2019	ARTIST-Marjorie Wongawol	PAYMENT	-\$ 261.44
15-159	10/04/2019	ARTIST-Marjorie Wongawol	15-159 21588 (2753) - Jewellery (Quandong Bracelet) - Artists Commission	\$ 17.30
18-20	26/06/2019	ARTIST-Marjorie Wongawol	18-20 - 21962 (2997) - Wiluna Town - Artists Commission	\$ 244.14
EFT7857	05/07/2019	ARTIST-Debbie Wongawol	PAYMENT	-\$ 20.76
14-148	10/04/2019	ARTIST-Debbie Wongawol	14-148 21588 (2753) - Jewellery (Earrings) - Artists Commission	\$ 20.76
EFT7858	05/07/2019	ARTIST-Elaine Joy Williams	PAYMENT	-\$ 20.76
14-151	22/06/2019	ARTIST-Elaine Joy Williams	14-151 - 21898 (2951) - Jewellery (Bracelet) - Artists Commission	\$ 20.76
EFT7859	05/07/2019	ARTIST-Selina Richards	PAYMENT	-\$ 44.98
17-431	28/06/2019	ARTIST-Selina Richards	17-431 21942 (2981) Four Ladies Hunting for Honey Ants - Artists Commission	\$ 44.98
EFT7860	05/07/2019	ARTIST-Francis Walsh	PAYMENT	-\$ 140.48
19-19	26/06/2019	ARTIST-Francis Walsh	19-19 -21961 (2997) Spring Time - Artists Commission	\$ 140.48
EFT7861	05/07/2019	ARTIST-Rebecca Jane Anderson	PAYMENT	-\$ 44.98
14-394	28/06/2019	ARTIST-Rebecca Jane Anderson	14-394 21942 (2981) Honey Ant Dreaming Story - Artists Commission	\$ 44.98
EFT7862	05/07/2019	ARTIST-DEON PATTERSON	PAYMENT	-\$ 44.98
19-35	28/06/2019	ARTIST-DEON PATTERSON	19-35 21942 (2981) Grandfathers Country - Artists Commission	\$ 44.98
EFT7863	05/07/2019	Australia Post	PAYMENT	-\$ 242.58
1008703951	05/06/2019	Australia Post	Postage - June 2019	\$ 242.58
EFT7864	05/07/2019	Belgravialeisure	PAYMENT	-\$ 558.83
B027760	26/05/2019	Belgravialeisure	Wiluna Swimming Pool for April 2019	\$ 558.83
EFT7865	05/07/2019	Kott Gunning Lawyers	PAYMENT	-\$ 9,390.15
241146	30/04/2019	Kott Gunning Lawyers	Lease - 24 Woodley Street, Wiluna to Riloch Pty Ltd (Wiluna Traders)	\$ 1,898.27
241880	21/06/2019	Kott Gunning Lawyers	RFT - 2019-02 Wotton Main Street Revitalisation Project (Stage 1)	\$ 5,500.00
242113	28/06/2019	Kott Gunning Lawyers	Legal Advice - Goodwork Holdings Dispute	\$ 1,515.47
242099	28/06/2019	Kott Gunning Lawyers	Lease 24 Woodley Street, Wiluna to Riloch Pty Ltd (Wiluna Traders)	\$ 476.41
EFT7866	05/07/2019	Protech Solutions WA P/L	PAYMENT	-\$ 5,390.00
A0974	28/06/2019	Protech Solutions WA P/L	Internet Supply for June 2019	\$ 5,390.00
EFT7867	05/07/2019	Tradelink Industrial Supplies	PAYMENT	-\$ 849.00
82842017	06/06/2019	Tradelink Industrial Supplies	24 Woodley St Shed Ablution Block Upgrade	\$ 849.00
EFT7868	05/07/2019	Goodwork Holdings Pty Ltd	PAYMENT	-\$ 8,800.00
INV-101864	25/06/2019	Goodwork Holdings Pty Ltd	Fixed sum \$4,000 per annum - mob/demob costs contribution-Years 1 and 2 of 3	\$ 8,800.00
EFT7869	05/07/2019	Elite Electrical Contracting Pty Ltd	PAYMENT	-\$ 891.00
W2080	11/06/2019	Elite Electrical Contracting Pty Ltd	Admin Office-Dance Hall TV/Reset Dish and resecure	\$ 891.00

**List of Accounts Paid By Authority**  
**1st July 2019 to 30 July 2019**

Chq/EFT	Date	Name	Description	Amount
<b>EFT7870</b>	<b>05/07/2019</b>	<b>River Blue Holdings</b>	<b>PAYMENT</b>	<b>-\$ 540.00</b>
4554	27/06/2019	River Blue Holdings	Lunch - Ordinary Council x 12 - Wednesday 26/06/2019	\$ 270.00
4555	27/06/2019	River Blue Holdings	Lunch - Governance Survey Review x 12 people - 27/06/2019	\$ 270.00
<b>EFT7871</b>	<b>05/07/2019</b>	<b>Incite Security Pty Ltd</b>	<b>PAYMENT</b>	<b>-\$ 209.00</b>
72276	06/06/2019	Incite Security Pty Ltd	Alarm Sensor - Works Depot	\$ 209.00
<b>EFT7872</b>	<b>05/07/2019</b>	<b>Australian Institute of Company Directors</b>	<b>PAYMENT</b>	<b>-\$ 43,450.00</b>
10808369	28/05/2019	Australian Institute of Company Directors	Council Review, Report & Facilitated Workshop; 4 x Workshop Sessions	\$ 43,450.00
<b>EFT7873</b>	<b>05/07/2019</b>	<b>Steve Webster Construction Services</b>	<b>PAYMENT</b>	<b>-\$ 5,991.30</b>
00000524	17/06/2019	Steve Webster Construction Services	Relocation of Shire Offices	\$ 5,991.30
<b>EFT7875</b>	<b>05/07/2019</b>	<b>Angela Hoy</b>	<b>PAYMENT</b>	<b>-\$ 2,533.57</b>
REIMB-AHO0906	16/06/2019	Angela Hoy	Relocation as per exit package in employment contract	\$ 2,533.57
<b>EFT7876</b>	<b>05/07/2019</b>	<b>Jacksons Drawing Supplies Pty Ltd</b>	<b>PAYMENT</b>	<b>-\$ 896.00</b>
19-00053566	17/05/2019	Jacksons Drawing Supplies Pty Ltd	Art Drying stand 26 Shelves 1450 x 865 x 505 Beige	\$ 896.00
<b>EFT7877</b>	<b>05/07/2019</b>	<b>Cabcharge</b>	<b>PAYMENT</b>	<b>-\$ 98.86</b>
25070101P1906	17/06/2019	Cabcharge	Tamihana 30/9	\$ 98.86
<b>EFT7878</b>	<b>05/07/2019</b>	<b>Department of Mines, Industry, Recreation and Safety</b>	<b>PAYMENT</b>	<b>-\$ 326.11</b>
BSL MAY2019	30/05/2019	Department of Mines, Industry, Recreation and Safety	BRB levy collection - Building permit May 2019	\$ 56.65
BSL JUNE2019	30/06/2019	Department of Mines, Industry, Recreation and Safety	BRB levy collection - Building permit June 2019	\$ 269.46
<b>EFT7879</b>	<b>12/07/2019</b>	<b>Goodwork Holdings Pty Ltd</b>	<b>PAYMENT</b>	<b>-\$ 64,977.00</b>
INV-101868	01/07/2019	Goodwork Holdings Pty Ltd	Flood Damage Repair works for AGRN743 – Granite peak Lake Violet road 2.55 – 141.65 RFT 2017-06 21-27/6/2019	\$ 64,977.00
<b>EFT7880</b>	<b>12/07/2019</b>	<b>Talis Consultants Pty Ltd</b>	<b>PAYMENT</b>	<b>-\$ 27,443.63</b>
18880	30/06/2019	Talis Consultants Pty Ltd	Supervision services for AGRN743 RFT 2017-07 PE30/6/2019	\$ 27,443.63
<b>EFT7881</b>	<b>12/07/2019</b>	<b>ARTIST-Roxanne Anderson</b>	<b>PAYMENT</b>	<b>-\$ 276.80</b>
15-19	03/07/2019	ARTIST-Roxanne Anderson	15-19 - 46x135cm - Katjarra	\$ 276.80
<b>EFT7882</b>	<b>12/07/2019</b>	<b>ARTIST-Marcia Vicky Ashwin</b>	<b>PAYMENT</b>	<b>-\$ 1,515.48</b>
19-112	05/07/2019	ARTIST-Marcia Vicky Ashwin	19-112 - 180x88cm - The Canning Stock Route	\$ 1,038.00
17-380 / 17-350	05/07/2019	ARTIST-Marcia Vicky Ashwin	2x Paintings -17-380 - 20x35cm - Honey Ant Dreaming Story & 17-350 - 78.5x65 - The Last Nomads	\$ 352.92
15-58	05/07/2019	ARTIST-Marcia Vicky Ashwin	15-58 - 45x45cm - Porcupine Dreaming	\$ 124.56
<b>EFT7883</b>	<b>12/07/2019</b>	<b>ARTIST-Margaret Anderson</b>	<b>PAYMENT</b>	<b>-\$ 1,176.40</b>
19-126	07/07/2019	ARTIST-Margaret Anderson	19-126 - 451x61cm - Eight Ladies Digging for Honey Ants	\$ 1,176.40
<b>EFT7884</b>	<b>12/07/2019</b>	<b>ARTIST-Marjorie Wongawol</b>	<b>PAYMENT</b>	<b>-\$ 173.00</b>
19-132	03/07/2019	ARTIST-Marjorie Wongawol	19-132 - 45x45cm - Bush Tucker	\$ 173.00
<b>EFT7885</b>	<b>12/07/2019</b>	<b>ARTIST-Debbie Wongawol</b>	<b>PAYMENT</b>	<b>-\$ 103.80</b>
17-365	05/07/2019	ARTIST-Debbie Wongawol	17-365 - 61x46cm - Clay Pans	\$ 103.80
<b>EFT7886</b>	<b>12/07/2019</b>	<b>ARTIST-Elaine Joy Williams</b>	<b>PAYMENT</b>	<b>-\$ 588.20</b>
19-127	03/07/2019	ARTIST-Elaine Joy Williams	19-127 - 60x60cm - Wild Flowers	\$ 311.40
17-272	08/07/2019	ARTIST-Elaine Joy Williams	17-272 - 45x61cm - Wildflowers	\$ 276.80
<b>EFT7887</b>	<b>12/07/2019</b>	<b>ARTIST-Sharon M Anderson</b>	<b>PAYMENT</b>	<b>-\$ 221.44</b>
19-125	03/07/2019	ARTIST-Sharon M Anderson	19-125 - 60x56cm - Mungli Clay Pans	\$ 138.40
19-130	05/07/2019	ARTIST-Sharon M Anderson	19-130 - 30x30cm - Mungali Clay Pan	\$ 83.04



**List of Accounts Paid By Authority**  
**1st July 2019 to 30 July 2019**

Chq/EFT	Date	Name	Description	Amount
<b>EFT7888</b>	<b>12/07/2019</b>	<b>ARTIST-Kendra Farmer</b>	<b>PAYMENT</b>	<b>-\$ 622.80</b>
19-25	03/07/2019	ARTIST-Kendra Farmer	19-25 - 100x60cm - Blue Rock Surrounding the 7 Sisters	\$ 622.80
<b>EFT7889</b>	<b>12/07/2019</b>	<b>ARTIST-Deborah Cutter</b>	<b>PAYMENT</b>	<b>-\$ 103.80</b>
19-64	03/07/2019	ARTIST-Deborah Cutter	19-64 - 55x40cm - Honey Ants Season	\$ 103.80
<b>EFT7890</b>	<b>12/07/2019</b>	<b>ARTIST-Stacey Petterson</b>	<b>PAYMENT</b>	<b>-\$ 692.00</b>
19-94	12/06/2019	ARTIST-Stacey Petterson	19-94 Parnka Business - Stacey Patterson Synergy21879 SAM2943 Sales \$500 Initial payment over 3 instalments @\$346	\$ 346.00
19-94	25/06/2019	ARTIST-Stacey Petterson	19-94 Parnka Business - Stacey Patterson Synergy21879 SAM2943 Sales \$500 2nd out of 3 instalments @\$346	\$ 346.00
<b>EFT7891</b>	<b>12/07/2019</b>	<b>ARTIST-Kendra Farmer</b>	<b>PAYMENT</b>	<b>-\$ 315.76</b>
19-26	11/06/2019	ARTIST-Kendra Farmer	19-26 Karku Dreaming Emu Dreamtime Story - Kendra Farmer Synergy21929 SAM2996 Sales \$456.30	\$ 315.76
<b>EFT7892</b>	<b>12/07/2019</b>	<b>ARTIST-Patricia Williams</b>	<b>PAYMENT</b>	<b>-\$ 41.52</b>
19-61	10/04/2019	ARTIST-Patricia Williams	19-61 30x30cm Acrylic on canvas/Country - Patricia Williams Synergy21589 SAM2754 Sales \$60	\$ 41.52
<b>EFT7893</b>	<b>12/07/2019</b>	<b>ARTIST - Glen Cooke</b>	<b>PAYMENT</b>	<b>-\$ 830.40</b>
13-001	15/05/2019	ARTIST - Glen Cooke	13-001 73cm artifact Karli -Glen Cooke Synergy21725 SAM2838 sales \$650	\$ 449.80
19-104	22/05/2019	ARTIST - Glen Cooke	13-001 73cm artifact Karli -Glen Cooke Synergy21725 SAM2838 sales \$650	\$ 380.60
<b>EFT7894</b>	<b>12/07/2019</b>	<b>Jacksons Drawing Supplies Pty Ltd</b>	<b>PAYMENT</b>	<b>-\$ 6,180.75</b>
19-00047733	14/05/2019	Jacksons Drawing Supplies Pty Ltd	Paint - Artists Supplies	\$ 5,379.00
19-00053555	24/05/2019	Jacksons Drawing Supplies Pty Ltd	Artists Supplies	\$ 474.15
19-00057288	28/05/2019	Jacksons Drawing Supplies Pty Ltd	Jewellery Making Supplies (Back Order)	\$ 33.60
19-00058263	06/06/2019	Jacksons Drawing Supplies Pty Ltd	Jewellery Making Supplies (Back Order)	\$ 153.15
19-00061382	11/06/2019	Jacksons Drawing Supplies Pty Ltd	Artists Supplies	\$ 140.85
<b>EFT7895</b>	<b>12/07/2019</b>	<b>Greenfield Technical Services</b>	<b>PAYMENT</b>	<b>-\$ 4,400.00</b>
INV-1119	30/06/2019	Greenfield Technical Services	AGRN743 - WANDARRA preparation of Claims 19-21, closed out all remaining documentation and submitted final claims to the Shire and MRWA	\$ 4,400.00
<b>EFT7896</b>	<b>12/07/2019</b>	<b>Landgate</b>	<b>PAYMENT</b>	<b>-\$ 5,622.95</b>
348751 - 10001007	13/06/2019	Landgate	Valuation Rolls - Min Charge - up to 5000 Values - Mining Tenements 3-24/6/2019 (values 692 )	\$ 5,544.95
349233-10001007	26/06/2019	Landgate	Mining Tenements 10 values 6-24/6/2019 (Sche #M2019-6)	\$ 78.00
<b>EFT7897</b>	<b>12/07/2019</b>	<b>Market Creations Pty Ltd</b>	<b>PAYMENT</b>	<b>-\$ 77.00</b>
BK25-1	30/06/2019	Market Creations Pty Ltd	WALGA councilConnect website dev Download all doc from Spark & upload to USB drive	\$ 77.00
<b>EFT7898</b>	<b>12/07/2019</b>	<b>McLeods Barristers and Solicitors</b>	<b>PAYMENT</b>	<b>-\$ 343.20</b>
108813	27/06/2019	McLeods Barristers and Solicitors	Legal Advice on the Record Storage Facility	\$ 343.20
<b>EFT7899</b>	<b>12/07/2019</b>	<b>IT Vision Australia Pty Ltd</b>	<b>PAYMENT</b>	<b>-\$ 1,331.00</b>
31912	30/06/2019	IT Vision Australia Pty Ltd	SynergySoft Upgrade to latest version, apply the 19/20 tax Scales patch and Employee Income Statements report patch, carried out a DBase integrity check, refresh PLAY account	\$ 1,331.00
<b>EFT7900</b>	<b>12/07/2019</b>	<b>Moore Stephens</b>	<b>PAYMENT</b>	<b>-\$ 12,022.64</b>
312584	28/06/2019	Moore Stephens	Share - Travel Expenses - for Group compliance Services	\$ 615.64
312686	30/06/2019	Moore Stephens	Professional services - Independent Governance Review - progressive billing	\$ 11,407.00

**List of Accounts Paid By Authority**  
**1st July 2019 to 30 July 2019**

Chq/EFT	Date	Name	Description	Amount
<b>EFT7901</b>	<b>12/07/2019</b>	<b>Keith Anderson</b>	<b>PAYMENT</b>	<b>-\$ 9,270.00</b>
278	30/06/2019	Keith Anderson	Reconciliation - ANZ Bank Ledger / Advice re Disposal of Assets	\$ 9,270.00
<b>EFT7902</b>	<b>12/07/2019</b>	<b>Blackham Resources Limited</b>	<b>PAYMENT</b>	<b>-\$ 29,010.00</b>
WIL19-297	30/06/2019	Blackham Resources Limited	Supply 1,440 tonne waste rock and HR Loader Hire	\$ 29,010.00
<b>EFT7903</b>	<b>12/07/2019</b>	<b>Olsen Warren Keith</b>	<b>PAYMENT</b>	<b>-\$ 200.00</b>
REIMB-WOLSEN0807	08/07/2019	Olsen Warren Keith	8/7 Cash provided to Discovery ctr for Float	\$ 200.00
<b>EFT7904</b>	<b>12/07/2019</b>	<b>Conway Highbury</b>	<b>PAYMENT</b>	<b>-\$ 1,322.75</b>
389	30/06/2019	Conway Highbury	Professional Training	\$ 607.75
389	30/06/2019	Conway Highbury	Caravan Park Funding Opportunities	\$ 715.00
<b>EFT7905</b>	<b>12/07/2019</b>	<b>Eva Lau (reimb acct)</b>	<b>PAYMENT</b>	<b>-\$ 706.59</b>
REIMB-ELAU0207	02/07/2019	Eva Lau (reimb acct)	1-5/6/2019 per diem 2 days . YE payroll processing.4 une 2019	\$ 706.59
<b>EFT7906</b>	<b>12/07/2019</b>	<b>AVDATA AUSTRALIA (refer 227 for Nov2012-Sep2018 data)</b>	<b>PAYMENT</b>	<b>-\$ 1,296.05</b>
228	28/06/2019	AVDATA AUSTRALIA (refer 227 for Nov2012-Sep2018 data)	Service fees and charges May and June 2019	\$ 1,296.05
<b>EFT7907</b>	<b>12/07/2019</b>	<b>Marsh Pty Ltd</b>	<b>PAYMENT</b>	<b>-\$ 11,385.00</b>
6130931-1	26/06/2019	Marsh Pty Ltd	Worker's comp 30/6/19-30/6/20 WCW004610674	\$ 11,385.00
<b>EFT7908</b>	<b>12/07/2019</b>	<b>ARTIST-Donavon Gilbert</b>	<b>PAYMENT</b>	<b>-\$ 329.25</b>
19-7	27/06/2019	ARTIST-Donavon Gilbert	19-7 60x60cmc collecting Malga Seeds - Donovan Gilbert Synergy21928 SAM2995 sales \$475.80	\$ 329.25
<b>EFT7909</b>	<b>19/07/2019</b>	<b>Lena Long (councillor)</b>	<b>PAYMENT</b>	<b>-\$ 909.17</b>
OCM-JULY LLONG	19/07/2019	Lena Long (councillor)	Councillor's fees - sitting fees July 2019 Lena Long	\$ 909.17
<b>EFT7910</b>	<b>19/07/2019</b>	<b>Harris Graham (councillor)</b>	<b>PAYMENT</b>	<b>-\$ 909.17</b>
OCM-JULY GHARRIS	19/07/2019	Harris Graham (councillor)	Councillor's fees - Sitting fees Graham Harris July 2019	\$ 909.17
<b>EFT7911</b>	<b>19/07/2019</b>	<b>Stacey Petterson (councillor)</b>	<b>PAYMENT</b>	<b>-\$ 1,323.00</b>
OCM-JULY SPETTERSON	19/07/2019	Stacey Petterson (councillor)	Councillor's fees - sitting fees July 2019 Stacey Petterson	\$ 1,323.00
<b>EFT7912</b>	<b>19/07/2019</b>	<b>James Peter Quadrio (shire president)</b>	<b>PAYMENT</b>	<b>-\$ 3,551.36</b>
OCM-JULY JQUADRIO	19/07/2019	James Peter Quadrio (shire president)	Councillor's fees - President's allowance July 2019 James Quadrio	\$ 3,551.36
<b>EFT7913</b>	<b>19/07/2019</b>	<b>Norma Ward (councillor)</b>	<b>PAYMENT</b>	<b>-\$ 1,077.49</b>
OCM-JULY NWARD	19/07/2019	Norma Ward (councillor)	councillor's fees - sitting fees july 2019 Norma Ward	\$ 1,077.49
<b>EFT7914</b>	<b>19/07/2019</b>	<b>Peter Grundy (councillor)</b>	<b>PAYMENT</b>	<b>-\$ 909.17</b>
OCM-JULY PGRUNDY	19/07/2019	Peter Grundy (councillor)	Councillor's fees - sitting fees July 2019 Peter Grundy	\$ 909.17
<b>EFT7915</b>	<b>19/07/2019</b>	<b>Skippers Aviation Pty Ltd</b>	<b>PAYMENT</b>	<b>-\$ 770.00</b>
6024693	16/05/2019	Skippers Aviation Pty Ltd	Return airfare for Tamihana 24/5 and 27/5 Wiluna-Perth	\$ 770.00
<b>EFT7916</b>	<b>19/07/2019</b>	<b>Steve Webster Construction Services</b>	<b>PAYMENT</b>	<b>-\$ 17,248.11</b>
523	17/06/2019	Steve Webster Construction Services	Demolition of 13 Woodley St Wiluna	\$ 17,248.11
<b>EFT7917</b>	<b>19/07/2019</b>	<b>ARTIST-Amanda Ingle (also known as Caroline Long)</b>	<b>PAYMENT</b>	<b>-\$ 62.28</b>
19-13	13/05/2019	ARTIST-Amanda Ingle (also known as Caroline Long)	19-13 - 30x30cm Bush Plants - Caroline Long Synergy21711 SAM2829 sales \$90	\$ 62.28

**List of Accounts Paid By Authority**  
**1st July 2019 to 30 July 2019**

Chq/EFT	Date	Name	Description	Amount
<b>EFT7918</b>	<b>19/07/2019</b>	<b>Bunnings Group Ltd (Australia)</b>	<b>PAYMENT</b>	<b>-\$ 325.24</b>
2180/99805554	10/06/2019	Bunnings Group Ltd (Australia)	Alarm Home Arlec Entry Detect Alarm/Chime	\$ 65.13
2180/99805555	10/06/2019	Bunnings Group Ltd (Australia)	Assorted Cleaning Equipment/Goods for Recreation Centre & Admin Building	\$ 260.11
<b>EFT7919</b>	<b>19/07/2019</b>	<b>Elite Electrical Contracting Pty Ltd</b>	<b>PAYMENT</b>	<b>-\$ 115.50</b>
W2082	11/06/2019	Elite Electrical Contracting Pty Ltd	Repairs - Urn - Admin	\$ 115.50
<b>EFT7920</b>	<b>19/07/2019</b>	<b>Talis Consultants Pty Ltd</b>	<b>PAYMENT</b>	<b>-\$ 5,065.50</b>
18879	30/06/2019	Talis Consultants Pty Ltd	Prov of 3 rural maint roads on the Granite Peak - Lake Violet Rd- Simon Kelly 30/6/2019	\$ 5,065.50
<b>EFT7921</b>	<b>19/07/2019</b>	<b>Wiluna Traders</b>	<b>PAYMENT</b>	<b>-\$ 373.70</b>
844958	03/07/2019	Wiluna Traders	Refreshments - Gen / Gallery	\$ 143.80
847078	09/07/2019	Wiluna Traders	State Origine game 3 10 July	\$ 229.90
<b>EFT7922</b>	<b>19/07/2019</b>	<b>Goodwork Holdings Pty Ltd</b>	<b>PAYMENT</b>	<b>-\$ 28,682.50</b>
INV-101869	02/07/2019	Goodwork Holdings Pty Ltd	Maint RFT2017-12 Granite Peak Lake Voilet rd by Talis supervisor 24-25/61 grader 26-27/6 2 graders, 28-30/6 3 graders total of 150h calculated at 10h per day Grader	\$ 25,410.00
INV-101882	09/07/2019	Goodwork Holdings Pty Ltd	Maint RFT2017-12 Granite Peak Lake Voilet rd by Talis supervisor 24-25/61 grader 26-27/6 2 graders, 28-30/6 3 graders total of 150h calculated at 10h per day Grader	\$ 3,272.50
<b>EFT7923</b>	<b>19/07/2019</b>	<b>eFire &amp; Safety</b>	<b>PAYMENT</b>	<b>-\$ 324.50</b>
505291	28/06/2019	eFire & Safety	Supplied fixed 36m fire hose reel to meet Australian Standards - Wiluna Swimming Pool Good sent via Toll Ipec in March 2019	\$ 324.50
<b>EFT7924</b>	<b>19/07/2019</b>	<b>Environmental Health &amp; Building Services</b>	<b>PAYMENT</b>	<b>-\$ 3,267.00</b>
60	15/07/2019	Environmental Health & Building Services	Consultating Fees for 11-12 July	\$ 3,267.00
<b>EFT7925</b>	<b>19/07/2019</b>	<b>Elite Electrical Contracting Pty Ltd</b>	<b>PAYMENT</b>	<b>-\$ 1,947.00</b>
W2100	02/07/2019	Elite Electrical Contracting Pty Ltd	Disconnect and dispose existing faulty stove/oven/grill at 44 Lennon St. Supply and install stove/oven/grill to match existing includes freight. Job completed 28/6	\$ 1,947.00
<b>EFT7926</b>	<b>19/07/2019</b>	<b>Shire of Meekatharra</b>	<b>PAYMENT</b>	<b>-\$ 1,300.00</b>
24455	10/07/2019	Shire of Meekatharra	Staff Training	\$ 650.00
24455	10/07/2019	Shire of Meekatharra	Staff Training	\$ 650.00
<b>EFT7927</b>	<b>19/07/2019</b>	<b>Employment Office Australia PTY LTD</b>	<b>PAYMENT</b>	<b>-\$ 2,182.95</b>
32818	15/07/2019	Employment Office Australia PTY LTD	Advertising Campaign for Recreation and Leisure Officer Job113732	\$ 2,182.95
<b>EFT7928</b>	<b>19/07/2019</b>	<b>WA Contract Ranger Services Pty Ltd</b>	<b>PAYMENT</b>	<b>-\$ 6,638.50</b>
02187	30/06/2019	WA Contract Ranger Services Pty Ltd		\$ 6,638.50
<b>EFT7929</b>	<b>19/07/2019</b>	<b>Beacon Equipment</b>	<b>PAYMENT</b>	<b>-\$ 41,872.85</b>
48941#0	28/06/2019	Beacon Equipment	As/Quote Recieved 12/2/2019. x Zero Turn John Deere 72inch Side Discharge With Grass Catcher, canopy and Flahing Light with registration. 1x Trailer, \$37216.25 As/Quote Recieved 3/4/2019 Delivery to Wiluna \$850(P122)	\$ 41,872.85
<b>EFT7930</b>	<b>19/07/2019</b>	<b>ARTIST-Annette Williams</b>	<b>PAYMENT</b>	<b>-\$ 390.98</b>
19-30	11/07/2019	ARTIST-Annette Williams	19-30 - 93x59cm - Dingo Dreaming	\$ 346.00
17-312A	12/07/2019	ARTIST-Annette Williams	17-312a - 30x30cm - Rockholes - 22051 / 3064	\$ 44.98
<b>EFT7931</b>	<b>19/07/2019</b>	<b>ARTIST-Kitty Richards</b>	<b>PAYMENT</b>	<b>-\$ 131.48</b>
12-131 / 273	12/07/2019	ARTIST-Kitty Richards	2 x Paintings - 12-131 - 22047/3058 & 12-273 - 22047/3058	\$ 62.28
10-182	12/07/2019	ARTIST-Kitty Richards	10-182 - 45x60cm - Willi Willi	\$ 69.20
<b>EFT7932</b>	<b>19/07/2019</b>	<b>ARTIST-Marcia Vicky Ashwin</b>	<b>PAYMENT</b>	<b>-\$ 692.00</b>
19-135	11/07/2019	ARTIST-Marcia Vicky Ashwin	19-135 - 60x115cm - Echnidna Dreaming - 22026 / 3055	\$ 692.00

**List of Accounts Paid By Authority**  
**1st July 2019 to 30 July 2019**

Chq/EFT	Date	Name	Description	Amount
<b>EFT7933</b>	<b>19/07/2019</b>	<b>ARTIST-Vera Anderson</b>	<b>PAYMENT</b>	<b>-\$ 346.00</b>
19-75	12/07/2019	ARTIST-Vera Anderson	19-75 - 94x65cm - Bush Tucker - 22049 / 3066	\$ 346.00
<b>EFT7934</b>	<b>19/07/2019</b>	<b>Trisha Williams</b>	<b>PAYMENT</b>	<b>-\$ 62.28</b>
19-121	09/07/2019	Trisha Williams	19-121 - 42x42cm - Goanna Nesting - 22011 / 3047	\$ 62.28
<b>EFT7935</b>	<b>19/07/2019</b>	<b>ARTIST-Marjorie Wongawol</b>	<b>PAYMENT</b>	<b>-\$ 207.60</b>
19-131	13/07/2019	ARTIST-Marjorie Wongawol	19-131 - 18x24cm - The Last Nomads - 22056 / 3069	\$ 207.60
<b>EFT7936</b>	<b>19/07/2019</b>	<b>ARTIST-Debbie Wongawol</b>	<b>PAYMENT</b>	<b>-\$ 17.30</b>
15-143	12/07/2019	ARTIST-Debbie Wongawol	15-143 - Jewellery - Quondong Earrings - 22050 / 3068	\$ 17.30
<b>EFT7937</b>	<b>19/07/2019</b>	<b>ARTIST-Elaine Joy Williams</b>	<b>PAYMENT</b>	<b>-\$ 1,432.44</b>
19-123	11/07/2019	ARTIST-Elaine Joy Williams	19-123 - 84x85cm - Wild Flowers - 2206 / 3055	\$ 1,038.00
19-143	11/07/2019	ARTIST-Elaine Joy Williams	19-143 - 60x60cm - Wildflowers - 22021 / 3050	\$ 311.40
17-253	11/07/2019	ARTIST-Elaine Joy Williams	17-253 - 30x30cm - No Name - 22023 / 3052	\$ 83.04
<b>EFT7938</b>	<b>19/07/2019</b>	<b>ARTIST-Rebecca Jane Anderson</b>	<b>PAYMENT</b>	<b>-\$ 89.96</b>
19-63	11/07/2019	ARTIST-Rebecca Jane Anderson	19-63 - 30x30cm - Flower Season - 22024 / 3035	\$ 89.96
<b>EFT7939</b>	<b>19/07/2019</b>	<b>ARTIST-Josephine Morrison</b>	<b>PAYMENT</b>	<b>-\$ 173.00</b>
19-91	13/07/2019	ARTIST-Josephine Morrison	19-91 - 60x40cm - Kalgoorlie Dreaming - 22052 / 3073	\$ 173.00
<b>EFT7940</b>	<b>19/07/2019</b>	<b>ARTIST-Lucianda Helen Gladys Ashwin</b>	<b>PAYMENT</b>	<b>-\$ 41.52</b>
19-115	11/07/2019	ARTIST-Lucianda Helen Gladys Ashwin	19-115 - 42x20cm - Honey Ants Dreaming - 22024 / 3053	\$ 41.52
<b>EFT7941</b>	<b>19/07/2019</b>	<b>ARTIST - Shina Amy Long</b>	<b>PAYMENT</b>	<b>-\$ 83.04</b>
19-141	11/07/2019	ARTIST - Shina Amy Long	19-141 - 40x60cm - The Storm - 22022 / 3051	\$ 83.04
<b>EFT7942</b>	<b>19/07/2019</b>	<b>LO-GO Appointments</b>	<b>PAYMENT</b>	<b>-\$ 4,196.31</b>
00420118	02/07/2019	LO-GO Appointments	Helen cooper contract finance we 22/6	\$ 2,671.02
00420069	09/07/2019	LO-GO Appointments	Helen cooper contract finance we 29/6	\$ 1,525.29
<b>EFT7943</b>	<b>19/07/2019</b>	<b>Goodwork Holdings Pty Ltd</b>	<b>PAYMENT</b>	<b>-\$ 61,888.75</b>
INV-101873	04/07/2019	Goodwork Holdings Pty Ltd	RFT 2017-12 Maintance Grading Contract on Wongawol Road Graders hire HD6741-6753 15-27/5/2019	\$ 25,025.00
INV-101877	05/07/2019	Goodwork Holdings Pty Ltd	RFT2017-12 Maint Grading Contract on Lakeway, Bridal Face & Wiluna North Roads HE6755-6764 10-19/6/2019 Graders hire	\$ 19,250.00
INV-101876	05/07/2019	Goodwork Holdings Pty Ltd	RFT2017-12 Maint Grading on Scotia, Milton Kirkpatrick sts & rubbish tip, discovery ctr access rds 5/6/19	\$ 1,636.25
INV-101878.V3	09/07/2019	Goodwork Holdings Pty Ltd	RFT2017-12 Maint grading on Windidda rd Graders hire 21-29/6	\$ 15,977.50
<b>EFT7944</b>	<b>19/07/2019</b>	<b>Elite Electrical Contracting Pty Ltd</b>	<b>PAYMENT</b>	<b>-\$ 987.36</b>
W2090	26/06/2019	Elite Electrical Contracting Pty Ltd	job completed 25/6/2019 Go through oval change room building and check/test all lights and sensor to ensure that there are adequate external lights coverage for gym goers. Prepare replacement and new lights install quote - Oval change room (new gym)	\$ 693.00
W1553	02/07/2019	Elite Electrical Contracting Pty Ltd	Checked out couch at U8 30Scotia st. damaged cord, fitted new male plug top 1/7	\$ 121.11
W1554	02/07/2019	Elite Electrical Contracting Pty Ltd	cheked electric stove 44 Lennon st. Found not worth fixing. Organised replacement 1/7	\$ 173.25
<b>EFT7945</b>	<b>19/07/2019</b>	<b>Blackham Resources Limited</b>	<b>PAYMENT</b>	<b>-\$ 990.00</b>
WIL19-295	27/06/2019	Blackham Resources Limited	Hire of crane and operator for 3 hrs to lift transportable offices U5/30Scotia st to Shire Admin 13/6	\$ 495.00
WIL19-296	28/06/2019	Blackham Resources Limited	Hire of Crane and Operator for 3 hrs to lift transportable offices to 13 Woodley st 27/6	\$ 495.00

**List of Accounts Paid By Authority**  
**1st July 2019 to 30 July 2019**

Chq/EFT	Date	Name	Description	Amount
<b>EFT7946</b>	<b>19/07/2019</b>	<b>Incite Security Pty Ltd</b>	<b>PAYMENT</b>	<b>-\$ 234.00</b>
72525	01/07/2019	Incite Security Pty Ltd	Quarterly (3months x 4) monitoring service for the Shire's Admin Centre for 1/7/2019 to 30/9/2019	\$ 117.00
72688	01/07/2019	Incite Security Pty Ltd		\$ 117.00
<b>EFT7947</b>	<b>19/07/2019</b>	<b>Colin Dan Ward a/s Hardley Davey Drilling</b>	<b>PAYMENT</b>	<b>-\$ 39,050.00</b>
45	08/07/2019	Colin Dan Ward a/s Hardley Davey Drilling	46m water bore, approx 7000L p/h.16mtrs to static water level. 560ppm water quality. Mob/demob, drill rig, support truck, toyota, superivosr driller, 2 offsidrs, class 9 PVC 200mm, calss 9 PVC, 150mm, 1x gravel pack pellet, disel fuel, camping food allowance P/person perday	\$ 39,050.00
<b>EFT7948</b>	<b>19/07/2019</b>	<b>JIVE MEDIA SOLUTIONS</b>	<b>PAYMENT</b>	<b>-\$ 285.00</b>
3334	05/07/2019	JIVE MEDIA SOLUTIONS	1/7/2019 Technical suppor t- website/system maintenance and website development: content mgt	\$ 285.00
<b>EFT7949</b>	<b>26/07/2019</b>	<b>ARTIST-Stacey Petterson</b>	<b>PAYMENT</b>	<b>-\$ 27.68</b>
19-79	18/07/2019	ARTIST-Stacey Petterson	19-79 Sturt Peas Stacey Petterson 22087/3105 Sales 40	\$ 27.68
<b>EFT7950</b>	<b>26/07/2019</b>	<b>ARTIST-Margaret Anderson</b>	<b>PAYMENT</b>	<b>-\$ 311.40</b>
18-72	18/07/2019	ARTIST-Margaret Anderson	18-72 The Seven sisters a dreamtime story Margaert Anderson sales \$450 22090/3104	\$ 311.40
<b>EFT7951</b>	<b>26/07/2019</b>	<b>ARTIST-Cassandra Wongawol</b>	<b>PAYMENT</b>	<b>-\$ 62.28</b>
18-39	16/07/2019	ARTIST-Cassandra Wongawol	18-39 Seven sisters and bush tucker Cassandra Wongawol sales \$90 22068/3086	\$ 62.28
<b>EFT7952</b>	<b>26/07/2019</b>	<b>ARTIST-Amanda Ingle (also known as Caroline Long)</b>	<b>PAYMENT</b>	<b>-\$ 276.80</b>
19-153	18/07/2019	ARTIST-Amanda Ingle (also known as Caroline Long)	19-153 Lady Digging for HOney Ants Caroline Long sales \$400 22089/3107	\$ 276.80
<b>EFT7953</b>	<b>26/07/2019</b>	<b>ARTIST-Harley Morrell</b>	<b>PAYMENT</b>	<b>-\$ 138.40</b>
19-149	18/07/2019	ARTIST-Harley Morrell	19-149 Gaonnas in its hole Harley Morrell sales \$200 22088/3106	\$ 138.40
<b>EFT7954</b>	<b>26/07/2019</b>	<b>WesTrac Pty Ltd</b>	<b>PAYMENT</b>	<b>-\$ 914.38</b>
PI 3586590	26/06/2019	WesTrac Pty Ltd	Supply hydraulic oil 208ltrs - P093	\$ 914.38
<b>EFT7955</b>	<b>26/07/2019</b>	<b>Wiluna Traders</b>	<b>PAYMENT</b>	<b>-\$ 649.91</b>
845775	04/07/2019	Wiluna Traders	AFL Grand final food	\$ 283.30
846832	08/07/2019	Wiluna Traders	Week one school holidays 15/7	\$ 68.09
846737	08/07/2019	Wiluna Traders	water Aqua to go 12LT 8x	\$ 115.04
848776	12/07/2019	Wiluna Traders	Week 2 school holidays BBQ, community concert, art exhibition 19/7	\$ 183.48
<b>EFT7956</b>	<b>26/07/2019</b>	<b>WALGA</b>	<b>PAYMENT</b>	<b>-\$ 8,970.64</b>
I3077193	17/07/2019	WALGA	2019-2020 WALGA Membership	\$ 8,970.64
<b>EFT7957</b>	<b>26/07/2019</b>	<b>LO-GO Appointments</b>	<b>PAYMENT</b>	<b>-\$ 5,342.04</b>
00420166	09/07/2019	LO-GO Appointments	Helen Cooper as Finance and Adminstration Officer (contract) we 6/7	\$ 2,671.02
00420216	16/07/2019	LO-GO Appointments	Helen Cooper as Finance and Adminstration Officer (contract) we 13/7	\$ 2,671.02
<b>EFT7958</b>	<b>26/07/2019</b>	<b>State Library of WA</b>	<b>PAYMENT</b>	<b>-\$ 27.50</b>
RI023653	08/07/2019	State Library of WA	Better Beginnings program 2019/20	\$ 27.50
<b>EFT7959</b>	<b>26/07/2019</b>	<b>Kavoa Dakunimata</b>	<b>PAYMENT</b>	<b>-\$ 130.75</b>
REIMB-KAVOA2307	23/07/2019	Kavoa Dakunimata	3-5/7 F&B	\$ 130.75
<b>EFT7960</b>	<b>26/07/2019</b>	<b>Local Government Professionals Australia WA</b>	<b>PAYMENT</b>	<b>-\$ 531.00</b>
11872	08/07/2019	Local Government Professionals Australia WA	2019-2020 Membership Local Government Professionals for Colin Bastow, CEO	\$ 531.00
<b>EFT7961</b>	<b>26/07/2019</b>	<b>Employment Office Australia PTY LTD</b>	<b>PAYMENT</b>	<b>-\$ 7,366.15</b>
32721	17/07/2019	Employment Office Australia PTY LTD	5-Pack of Recruitment Services	\$ 4,400.00
32837	17/07/2019	Employment Office Australia PTY LTD	Roads infrastructure officer job ad. at various mediums	\$ 2,966.15

**List of Accounts Paid By Authority**  
**1st July 2019 to 30 July 2019**

Chq/EFT	Date	Name	Description	Amount
<b>EFT7962</b>	<b>26/07/2019</b>	<b>Peter Grundy (councillor)</b>	<b>PAYMENT</b>	<b>-\$ 1,857.29</b>
REIMB-PGRUNDY1307	13/07/2019	Peter Grundy (councillor)	NorthWest Developing Aust conference 10-13/7 Exmouth / Karratha 201693-202792 =1098kms@\$1.0352	\$ 1,857.29
<b>EFT7963</b>	<b>26/07/2019</b>	<b>Incite Security Pty Ltd</b>	<b>PAYMENT</b>	<b>-\$ 3,169.57</b>
72812	16/07/2019	Incite Security Pty Ltd	Replaced faulty control panel, reprogram and commision system. Technician 8hrs	\$ 3,169.57
<b>EFT7964</b>	<b>26/07/2019</b>	<b>Protech Solutions WA P/L</b>	<b>PAYMENT</b>	<b>-\$ 5,390.00</b>
A0994	19/07/2019	Protech Solutions WA P/L	Internet supply 100/100mb Fibre connection July 2019 unlimited data static Ip	\$ 5,390.00
<b>EFT7965</b>	<b>26/07/2019</b>	<b>Wiluna Traders</b>	<b>PAYMENT</b>	<b>-\$ 766.61</b>
847491	10/07/2019	Wiluna Traders	Wk1 Holiday Program - dsico or b/ball community BBQ 11/7	\$ 243.85
847478	10/07/2019	Wiluna Traders	Art Gallery - Artists BBQ 10/7/2019	\$ 322.27
849364	15/07/2019	Wiluna Traders	Week 2 School Holiday Program for 8/7/2019	\$ 68.49
850529	18/07/2019	Wiluna Traders	Neverfail 15L return bottles 6x Art Gallery / Discovery Ctr	\$ 132.00
<b>EFT7966</b>	<b>26/07/2019</b>	<b>Aerodrome Management Services Pty Ltd</b>	<b>PAYMENT</b>	<b>-\$ 11,385.02</b>
AMSINV-1501	25/06/2019	Aerodrome Management Services Pty Ltd	Compliance as per contract between AMS & SOW	\$ 5,775.00
AMSINV-01515	28/06/2019	Aerodrome Management Services Pty Ltd	Annual Technical / Safety Inspection of Wiluna Aerodrome - to CASA requirements	\$ 5,610.02
<b>EFT7967</b>	<b>26/07/2019</b>	<b>Landgate</b>	<b>PAYMENT</b>	<b>-\$ 78.00</b>
349233 - 10001007	26/06/2019	Landgate	Mining Tenements Schedule M2019/6 - 03/6/2019 to 24/6/2019	\$ 78.00
<b>EFT7968</b>	<b>26/07/2019</b>	<b>McMahon Burnett Transport</b>	<b>PAYMENT</b>	<b>-\$ 701.40</b>
00007771	30/06/2019	McMahon Burnett Transport	Pick up - Brayco	\$ 345.15
00007771	30/06/2019	McMahon Burnett Transport	Pick up - Perth - Refreshments	\$ 356.25
<b>EFT7969</b>	<b>26/07/2019</b>	<b>Bunnings Group Ltd (Australia)</b>	<b>PAYMENT</b>	<b>-\$ 1,518.99</b>
2390/00721054	02/06/2019	Bunnings Group Ltd (Australia)	0125553 Pine Pole 100mm x 2.4m CCA H4 Permarod - Discovery Centre	\$ 404.79
2180/99806678	28/06/2019	Bunnings Group Ltd (Australia)	0125553 Pine Pole 100mm x 2.4m CCA H4 Permarod - Discovery Centre	\$ 1,114.20
<b>EFT7970</b>	<b>26/07/2019</b>	<b>Local Health Authorities Analytical Committee</b>	<b>PAYMENT</b>	<b>-\$ 396.00</b>
MA2019 130	05/07/2019	Local Health Authorities Analytical Committee	Analytical Services 2019/2020 ABS population July 2018 =706	\$ 396.00
<b>EFT7971</b>	<b>26/07/2019</b>	<b>BOC Gases Australia Limited</b>	<b>PAYMENT</b>	<b>-\$ 85.06</b>
4022914276	28/06/2019	BOC Gases Australia Limited	Parts & Repairs - Supply of Industrial Gas 29/5-27/6	\$ 85.06
<b>EFT7972</b>	<b>26/07/2019</b>	<b>Cabcharge</b>	<b>PAYMENT</b>	<b>-\$ 189.53</b>
25070101P1907	15/07/2019	Cabcharge	26.25Councillor Transportation - Developing Northern Australia Conference	\$ 189.53
<b>EFT7973</b>	<b>26/07/2019</b>	<b>Elite Electrical Contracting Pty Ltd</b>	<b>PAYMENT</b>	<b>-\$ 1,196.25</b>
W1563	17/07/2019	Elite Electrical Contracting Pty Ltd	Inspect - no power @ 10 Trenton St (tenant reported) and rectify. Job completed 9/7	\$ 792.00
W1565	17/07/2019	Elite Electrical Contracting Pty Ltd	To investigate faulty vast box signal in the Room E @ the Single Person's Quarters and rectify fault 11/7 3.5hrs labour	\$ 404.25
<b>EFT7974</b>	<b>26/07/2019</b>	<b>Double R Equipment Repairs</b>	<b>PAYMENT</b>	<b>-\$ 181.50</b>
L502852	27/06/2019	Double R Equipment Repairs	Repairs - 1GDG359 1.5hrs labour	\$ 181.50
<b>EFT7975</b>	<b>26/07/2019</b>	<b>AMPAC Debt Recovery</b>	<b>PAYMENT</b>	<b>-\$ 116.87</b>
56663	30/06/2019	AMPAC Debt Recovery	Debt Recovery Services June2019	\$ 116.87
<b>EFT7976</b>	<b>26/07/2019</b>	<b>Incite Security Pty Ltd</b>	<b>PAYMENT</b>	<b>-\$ 117.02</b>
72524	01/07/2019	Incite Security Pty Ltd	Quarterly security system Monitoring Service 1/7-30/9/2019 Discovery Centre	\$ 117.02
<b>EFT7977</b>	<b>26/07/2019</b>	<b>Fourier Technologies</b>	<b>PAYMENT</b>	<b>-\$ 3,227.14</b>
CW-88809111	01/07/2019	Fourier Technologies	MS Office 365 Enterprise E3 / Exchange Online (Plan 2)	\$ 550.06
CW-88809110	01/07/2019	Fourier Technologies	12 Months System Maintenance & Administration	\$ 2,677.08
<b>EFT7978</b>	<b>26/07/2019</b>	<b>Meekatharra Corner Store</b>	<b>PAYMENT</b>	<b>-\$ 953.04</b>
00009672	18/07/2019	Meekatharra Corner Store	P100B, P093 & P111 repairs and maintenance	\$ 953.04

**List of Accounts Paid By Authority**  
**1st July 2019 to 30 July 2019**

Chq/EFT	Date	Name	Description	Amount
<b>EFT7979</b>	<b>26/07/2019</b>	<b>ARTIST-Stacey Petterson</b>	<b>PAYMENT</b>	<b>-\$ 89.96</b>
10-471-4/10,10-471-8/10	23/07/2019	ARTIST-Stacey Petterson	10-471-4/10,10-471-8/10 150c300mm Honey ants Stacey Petterson Sales \$65*2 22115/3122	\$ 89.96
<b>EFT7980</b>	<b>26/07/2019</b>	<b>ARTIST-Vera Anderson</b>	<b>PAYMENT</b>	<b>-\$ 449.80</b>
19-118	24/07/2019	ARTIST-Vera Anderson	19-118 76x61cm The Rabbit Proof Fence Vera Anderson 22112/3126 Sales \$650	\$ 449.80
<b>EFT7981</b>	<b>26/07/2019</b>	<b>ARTIST-Debbie Wongawol</b>	<b>PAYMENT</b>	<b>-\$ 269.88</b>
14-138,14-149,14-164,18-22	23/07/2019	ARTIST-Debbie Wongawol	18-2276x30cm Seven Sisters Debbie Wongawol sales \$300 221115/3122	\$ 269.88
<b>EFT7982</b>	<b>26/07/2019</b>	<b>ARTIST-Elaine Joy Williams</b>	<b>PAYMENT</b>	<b>-\$ 415.20</b>
17-270,19-150	23/07/2019	ARTIST-Elaine Joy Williams	17-270 Wild flowers Elaine Williams sales \$450 22115/3122	\$ 415.20
<b>EFT7983</b>	<b>26/07/2019</b>	<b>Jardine Lloyd Thompson Pty Ltd T/A LGIS Insurance Broking</b>	<b>PAYMENT</b>	<b>-\$ 59,800.12</b>
062-204904	01/07/2019	Jardine Lloyd Thompson Pty Ltd T/A LGIS Insurance Broking	Cyber Liability 30/6/2019-30/6/2020	\$ 1,650.00
062-205172	01/07/2019	Jardine Lloyd Thompson Pty Ltd T/A LGIS Insurance Broking	Personal Accident 30/6/2019-30/6/2020	\$ 495.00
062-205409	01/07/2019	Jardine Lloyd Thompson Pty Ltd T/A LGIS Insurance Broking	Motor vechicle ins. 30/6/2019-30/6/2020	\$ 30,748.36
062-205126	01/07/2019	Jardine Lloyd Thompson Pty Ltd T/A LGIS Insurance Broking	Salary continuance 30/6/2019-30/6/2020	\$ 4,675.76
062-205410	01/07/2019	Jardine Lloyd Thompson Pty Ltd T/A LGIS Insurance Broking	Environmental Impariment liability 30/6/2019 to 30/6/2020	\$ 616.00
062-205148	01/07/2019	Jardine Lloyd Thompson Pty Ltd T/A LGIS Insurance Broking	Mgt Liability Insurance- Worldwide. Insurer Chubb Insurance Australia Ltd Ref 008200 30/6/2019-30/6/2020	\$ 20,350.00
062-205166	01/07/2019	Jardine Lloyd Thompson Pty Ltd T/A LGIS Insurance Broking	Marine Cargo ins 30/6/2019-30/6/2020	\$ 440.00
062-205111	01/07/2019	Jardine Lloyd Thompson Pty Ltd T/A LGIS Insurance Broking	Travel ins. 30/6/2019-30/6/2020	\$ 825.00
<b>EFT7984</b>	<b>26/07/2019</b>	<b>LGIS</b>	<b>PAYMENT</b>	<b>-\$ 91,855.16</b>
100-134728	01/07/2019	LGIS	LGIS bushfire 30/6/2019-30/6/2020 (contrib credit note2019/20 applied)	\$ 1,873.98
100-134734	01/07/2019	LGIS	Crime 30/6/2019-30/6/2020	\$ 3,237.96
100-135093	01/07/2019	LGIS	Porperty 30/9/2019-30/6/2020	\$ 56,236.55
100-135095	01/07/2019	LGIS	LGIS Combined Liability 30/6/2019-30/6/2020 to apply with credit from credit#100-135099 \$4728.53	\$ 30,506.67
<b>EFT7985</b>	<b>26/07/2019</b>	<b>Employment Office Australia PTY LTD</b>	<b>PAYMENT</b>	<b>-\$ 2,966.15</b>
32862	24/07/2019	Employment Office Australia PTY LTD	Advertising Campaign for Job no. 113865 Bldg Maint Officer	\$ 2,966.15
<b>DD4796.1</b>	<b>07/07/2019</b>	<b>Water Corporation</b>	<b>PAYMENT</b>	<b>-\$ 9,664.33</b>
APR2019 WC	24/05/2019	Water Corporation	Consumption and Service charges 23/05/2019	\$ 9,664.33
<b>DD4902.1</b>	<b>05/07/2019</b>	<b>LGIA Super</b>	<b>PAYMENT</b>	<b>-\$ 599.22</b>
SUPER	05/07/2019	LGIA Super	SGC	\$ 599.22
<b>DD4902.2</b>	<b>05/07/2019</b>	<b>Cbus</b>	<b>PAYMENT</b>	<b>-\$ 517.50</b>
SUPER	05/07/2019	Cbus	SGC & SS	\$ 517.50
<b>DD4902.3</b>	<b>05/07/2019</b>	<b>WA Local Government Superannuation Plan</b>	<b>PAYMENT</b>	<b>-\$ 3,152.04</b>
SUPER	05/07/2019	WA Local Government Superannuation Plan	SGC & SS	\$ 3,152.04
<b>DD4902.4</b>	<b>05/07/2019</b>	<b>Colonial First State-First Choice Superannuation Trust</b>	<b>PAYMENT</b>	<b>-\$ 1,009.62</b>

**List of Accounts Paid By Authority**  
**1st July 2019 to 30 July 2019**

Chq/EFT	Date	Name	Description	Amount
SUPER	05/07/2019	Colonial First State-First Choice Superannuation Trust	SGC & SS	\$ 1,009.62
<b>DD4902.5</b>	<b>05/07/2019</b>	<b>Sunsuper Fund</b>	<b>PAYMENT</b>	<b>-\$ 594.52</b>
SUPER	05/07/2019	Sunsuper Fund	SGC & SS	\$ 594.52
<b>DD4902.6</b>	<b>05/07/2019</b>	<b>BT Super for Life</b>	<b>PAYMENT</b>	<b>-\$ 1,789.59</b>
SUPER	05/07/2019	BT Super for Life	SGC & SS	\$ 1,789.59
<b>DD4902.7</b>	<b>05/07/2019</b>	<b>HOSTPLUS</b>	<b>PAYMENT</b>	<b>-\$ 418.29</b>
SUPER	05/07/2019	HOSTPLUS	SGC	\$ 418.29
<b>DD4902.8</b>	<b>05/07/2019</b>	<b>Club Super</b>	<b>PAYMENT</b>	<b>-\$ 156.53</b>
SUPER	05/07/2019	Club Super	SGC	\$ 156.53
<b>DD4902.9</b>	<b>05/07/2019</b>	<b>Australian Super</b>	<b>PAYMENT</b>	<b>-\$ 173.08</b>
SUPER	05/07/2019	Australian Super	SGC	\$ 173.08
<b>DD4931.1</b>	<b>14/07/2019</b>	<b>3E Advantage Pty Limited</b>	<b>PAYMENT</b>	<b>-\$ 4,331.05</b>
INV-16110-R7B2T5	30/06/2019	3E Advantage Pty Limited	Copier Service contract June 2019	\$ 4,331.05
<b>DD4967.1</b>	<b>21/07/2019</b>	<b>BP Australia Pty Ltd</b>	<b>PAYMENT</b>	<b>-\$ 257.05</b>
10674389	30/06/2019	BP Australia Pty Ltd	31/5-9/6 Wubin, Baldivis - Fuel for CEO's vehicle WU1	\$ 257.05
<b>DD4971.1</b>	<b>19/07/2019</b>	<b>LGIA Super</b>	<b>PAYMENT</b>	<b>-\$ 599.22</b>
SUPER	19/07/2019	LGIA Super	SGC	\$ 599.22
<b>DD4971.2</b>	<b>19/07/2019</b>	<b>Cbus</b>	<b>PAYMENT</b>	<b>-\$ 517.50</b>
SUPER	19/07/2019	Cbus	SGC	\$ 517.50
<b>DD4971.3</b>	<b>19/07/2019</b>	<b>HOSTPLUS</b>	<b>PAYMENT</b>	<b>-\$ 562.53</b>
SUPER	19/07/2019	HOSTPLUS	SGC	\$ 562.53
<b>DD4971.4</b>	<b>19/07/2019</b>	<b>WA Local Government Superannuation Plan</b>	<b>PAYMENT</b>	<b>-\$ 2,851.42</b>
SUPER	19/07/2019	WA Local Government Superannuation Plan	SGC	\$ 2,851.42
<b>DD4971.5</b>	<b>19/07/2019</b>	<b>Colonial First State-First Choice Superannuation Trust</b>	<b>PAYMENT</b>	<b>-\$ 1,009.62</b>
SUPER	19/07/2019	Colonial First State-First Choice Superannuation Trust	SGC & SS	\$ 1,009.62
<b>DD4971.6</b>	<b>19/07/2019</b>	<b>Sunsuper Fund</b>	<b>PAYMENT</b>	<b>-\$ 492.89</b>
SUPER	19/07/2019	Sunsuper Fund	SGC	\$ 492.89
<b>DD4971.7</b>	<b>19/07/2019</b>	<b>BT Super for Life</b>	<b>PAYMENT</b>	<b>-\$ 1,307.81</b>
SUPER	19/07/2019	BT Super for Life	SGC & SS	\$ 1,307.81
<b>DD4971.8</b>	<b>19/07/2019</b>	<b>Club Super</b>	<b>PAYMENT</b>	<b>-\$ 157.11</b>
SUPER	19/07/2019	Club Super	SGC	\$ 157.11
<b>DD4971.9</b>	<b>19/07/2019</b>	<b>Australian Super</b>	<b>PAYMENT</b>	<b>-\$ 173.08</b>
SUPER	19/07/2019	Australian Super	SGC	\$ 173.08
<b>DD4972.1</b>	<b>26/07/2019</b>	<b>Telstra Corporation</b>	<b>PAYMENT</b>	<b>-\$ 150.00</b>
3279365229JUL2019	10/07/2019	Telstra Corporation	MyBusinessWBB Plan 50gb 10/7-9/8 0428 128 451	\$ 150.00
<b>DD4973.1</b>	<b>26/07/2019</b>	<b>Horizon Power</b>	<b>PAYMENT</b>	<b>-\$ 5,101.99</b>
273971JULY2019	30/06/2019	Horizon Power	L1486 28 Scotia st 28/5-27/6	\$ 5,101.99
<b>DD4973.2</b>	<b>19/07/2019</b>	<b>Telstra Corporation</b>	<b>PAYMENT</b>	<b>-\$ 303.70</b>
3279365211JUL	07/07/2019	Telstra Corporation	8x Satellite phones 7/7-6/8	\$ 303.70
<b>DD4973.3</b>	<b>26/07/2019</b>	<b>Telstra Corporation</b>	<b>PAYMENT</b>	<b>-\$ 1,218.11</b>
0921434100JUN	02/07/2019	Telstra Corporation	rental charges 25/6-24/7 Usage charges to 24/6 Main account	\$ 1,218.11
<b>DD4993.1</b>	<b>26/07/2019</b>	<b>Commonwealth Bank Of Australia</b>	<b>PAYMENT</b>	<b>-\$ 14,282.05</b>
MSTRCRD-WOLSEN	25/07/2019	Commonwealth Bank Of Australia	Alcohol drinks, Coffee supplies for Discovery ctr	\$ 4,201.90
MSTRCRD-CBASTOW	26/07/2019	Commonwealth Bank Of Australia	Members conference, P&E rego renewal	\$ 10,080.15



**List of Accounts Paid By Authority**  
**1st July 2019 to 30 July 2019**

Chq/EFT	Date	Name	Description	Amount
<b>DD4995.1</b>	<b>16/07/2019</b>	<b>Western Australian Treasury Corporation</b>	<b>PAYMENT</b>	<b>-\$ 11,524.36</b>
JUL19LOAN#5REPAY	16/07/2019	Western Australian Treasury Corporation	Interest- Loan#5 Streetscape Qtr ending 16/7/2019	\$ 11,524.36
<b>DD4997.1</b>	<b>23/07/2019</b>	<b>Western Australian Treasury Corporation</b>	<b>PAYMENT</b>	<b>-\$ 13,142.58</b>
Jun19GTEE FEE	30/06/2019	Western Australian Treasury Corporation	Gvt Guarantee fees for 5 loans as at 30/6/2019	\$ 13,142.58
<b>DD4872.1</b>	<b>07/06/2019</b>	<b>WA Local Government Superannuation Plan</b>	<b>PAYMENT</b>	<b>-\$ 74.37</b>
SUPER	21/06/2019	WA Local Government Superannuation Plan	SGC - finalPay PPE21/6 included in PPE5/7 payrun	\$ 74.37
<b>DD4874.1</b>	<b>07/06/2019</b>	<b>WA Local Government Superannuation Plan</b>	<b>PAYMENT</b>	<b>-\$ 352.96</b>
SUPER	21/06/2019	WA Local Government Superannuation Plan	SGC - finalPay PPE21/6 included in PPE5/7 payrun	\$ 352.96
<b>DD4874.2</b>	<b>21/06/2019</b>	<b>WA Local Government Superannuation Plan</b>	<b>PAYMENT</b>	<b>-\$ 121.71</b>
SUPER	21/06/2019	WA Local Government Superannuation Plan	SS - finalPay PPE21/6 included in PPE5/7 payrun	\$ 121.71
<b>DD4807.1</b>	<b>07/06/2019</b>	<b>LGIA Super</b>	<b>PAYMENT</b>	<b>-\$ 347.11</b>
SUPER	07/06/2019	LGIA Super	SGC PPE7/6 included in PPE5/7 payrun	\$ 347.11
<b>PAYROLL PPE0507</b>	<b>05/07/2019</b>	<b>PAYROLL</b>	<b>PAYMENT</b>	<b>-\$ 44,334.64</b>
PAYROLL PPE0507	05/07/2019	PAYROLL	payroll PPE 0507	\$ 44,334.64
<b>PAYROLL PPE1907</b>	<b>19/07/2019</b>	<b>PAYROLL</b>	<b>PAYMENT</b>	<b>-\$ 43,370.17</b>
Payroll PPE1907	19/07/2019	PAYROLL	payroll PPE 1907	\$ 43,370.17
<b>SUPER PPE0507</b>	<b>05/07/2019</b>	<b>SUPER</b>	<b>PAYMENT</b>	<b>-\$ 33.31</b>
SUPER PPE0507	05/07/2019	SUPER	SGC	\$ 33.31
<b>DD4972.2</b>	<b>02/08/2019</b>	<b>Pivotel</b>	<b>PAYMENT</b>	<b>-\$ 15.00</b>
2667908	15/07/2019	Pivotel	Satellite phone EMTS vehicle 0405645950 15/7-14/8	\$ 15.00
<b>DD4879.1</b>	<b>05/07/2019</b>	<b>Pivotel</b>	<b>PAYMENT</b>	<b>-\$ 15.00</b>
2651452	15/06/2019	Pivotel	Satellite phone EMTS vehicle 0405645950 15/6-14/7	\$ 15.00
<b>Total List of Accounts Paid By Authority:-</b>				<b>\$ 871,991.25</b>

Shire of Wiluna INVESTMENT REGISTER as at 31 July 2019

						Investments Movement				
Account or Contract note	Type	Institution	Term Days	Yield	Maturity	Balance B/fwd	Transfers In	Actual Interest	Transfers Out	Closing Balance
Municipal Account Investments										
181780156	Business Saver Acct	AMP Bank	n/a	1.30%	n/a	1,399,945		1,870	601,815	800,000
38053009	Cash Deposit Acct	CBA	n/a	0.95%	n/a	1,203,247	1,301,237	3,630	1,890,304	617,810
3001771	MM Deposit Account	Bankwest	n/a	1.25%	n/a	2,000,932		2,440	1,827,000	176,372
50441	Fixed Term Deposit	IMB Bank	29	1.60%	02-Aug-19		1,100,000			1,100,000
040372	Fixed Term Deposit	BoQ	60	1.75%	02-Sep-19		1,100,000			1,100,000
Reserve Account Investments										
38138607	Reserve Cash Deposit Ac	CBA	n/a	0.95%	n/a	1,320,558	1,157,248	2,364	2,382,803	97,367
038938	Fixed Term Deposit	NAB	90	2.38%	09-Jul-19	966,273		5,671	971,943	0
039255	Fixed Term Deposit	Rural Bank	90	2.35%	01-Aug-19	1,298,201				1,298,201
039270	Fixed Term Deposit	ME Bank	120	2.35%	03-Sep-19	1,013,463				1,013,463
039861	Fixed Term Deposit	ME Bank	123	2.20%	08-Oct-19	900,000				900,000
039862	Fixed Term Deposit	BoQ	147	2.10%	01-Nov-19	540,000				540,000
50540	Fixed Term Deposit	IMB Bank	132	1.80%	03-Dec-19		1,250,000			1,250,000
040709	Fixed Term Deposit	NAB	177	1.85%	17-Jan-20		1,200,000			1,200,000
Total Investments						10,642,619	7,108,485	15,975	7,673,866	10,093,213
Represented By:						Percentage of Total				
L072300	Reserve - Airport			20.23%		1,171,020		1,626		1,172,646
L072100	Reserve - Asset Replacement			50.49%		2,922,262		4,057		2,926,319
L072200	Reserve - Computer			1.88%		108,943		151		109,095
L072400	Reserve - Leave			3.17%		183,712		255		183,967
L072500	Reserve - Wiluna Telecentre			0.30%		17,114		24		17,138
L072505	Reserve - Caravan Park			0.82%		47,238	300,000	66		347,303
L072506	Reserve - Canning-Gunbarrel Discovery Centre			6.10%		353,169		490	230,278	123,381
L072507	Reserve - Unspent Grants			Not Applicable		250,959	185,304		250,959	185,304
L072508	Reserve - Community Development			4.43%		256,434	207,000	356		463,790
L072509	Reserve - Public Infrastructure			0.00%		0		0		0
L072510	Reserve - Plant			10.83%		626,922	60,000	870		687,792
L072511	Reserve - Retentions			1.74%		100,723		140	18,566	82,297
L072512	Reserve - Shop			0.00%						0
	Sub Total Reserves			100.00%		6,038,495	752,304	8,035	499,803	6,299,031
	Muni Fund Term Deposits					0	2,200,000	0	0	2,200,000
	Muni Fund Call Deposits					4,604,125	1,301,237	7,940	4,319,119	1,594,182
	Sub Total Non-Reserves					4,604,125	3,501,237	7,940	4,319,119	3,794,182
	Total Funds Invested					10,642,619	4,253,542	15,975	4,818,922	10,093,213

<b>POLICY:</b>	<b>HOUSING AND ALLOWANCES</b>
<b>POLICY NO:</b>	<b>2.10</b>
<b>SECTION:</b>	<b>CORPORATE</b>
<b>COUNCIL MEETING HELD &amp; ADOPTED:</b>	<b>JUNE 2102</b>
<b>LAST REVIEWED:</b>	<b>27 MAY 2015 RESOLUTION 092/15</b>
<b>DATE OF NEXT REVIEW:</b>	<b>2021</b>

---

Subject to availability, the Shire will provide rental free Shire owned housing to its ***full time and part time staff who are transitioning toward retirement (former full-time employees), employees.***

Available staff housing can also be offered to Shire Contractors including Swimming Pool Contractor Staff, rental free.

#### Housing

The assessed rental for Shire housing is:

4 bedroom house	\$450 per week
3 bedroom house	\$350 per week
2 bedroom house	\$250 per week
1 bedroom unit	\$150 per week

Full-time and retiring Shire employees provided with Shire housing will be entitled to a weekly housing rebate equivalent to the assessed rents above. This rebate will only be allowed to any one full time employee per house and will not apply if an employee shares accommodation with another person/s or resides with a person supplied with a house by another employer.

#### Other Housing

The assessed rental for other housing is:

3 or 4 bedrooms	\$300 per week
1 to 2 bedrooms	\$250 per week

Full-time and retiring Shire employees not occupying Shire provided housing will be paid a weekly housing allowance equivalent to the assessed rents above. This allowance will only be paid to any one full time employee per house and will not apply if an employee shares accommodation with another person/s or resides with a person supplied with a house by another employer. It is intended for employees with their own house or have to rent a house in their own right when no other Shire housing is available. Proof of rental and ownership in the employee's name will be required.

Water Charges:

The Shire will pay the cost of water rates in all Shire owned houses/units.

The Chief Executive Officer can offer Free Water Consumption to staff who reside in a Shire house/unit, subject to the condition that they maintain their gardens to an acceptable standard.

Electricity Charges

The Shire will pay annual charge costs for all Shire houses/units.

The Chief Executive Officer can offer an annual Electricity Allowance of up to \$3,000 p.a. to staff who are the official lease of a Shire house or up to \$1,500. If they are a lease of a unit.

**Note. Any allowances available to employees or benefits provided by Shire of Wiluna that are subject to income tax then the payment/benefit will be paid through the fortnightly salary/wages and attract the normal PAYG Tax that is deducted. FBT payable on any benefits payable under this policy will be paid by the Shire. The employee will be advised of this at the time of the arrangements being made.**

#### Appendix 9.2.1.



Mr Colin Bastow  
Chief Executive Officer  
Shire of Wiluna  
PO Box 38  
WILUNA WA 6646

RECEIVED 16 MAY 2019

Dear Mr Bastow

## PLAN FOR OUR PARKS

We are writing to advise Council of the Plan for Our Parks initiative, which was announced by the Premier, Hon Mark McGowan MLA, on 20 February 2019 as part of *Our Priorities: Sharing Prosperity*, a new program of targets to address important issues facing Western Australia.

*Our Priorities: Sharing Prosperity* is a whole-of-Government response to deliver outcomes across six priority areas, including A Strong Economy, A Bright Future, A Safer Community, Aboriginal Wellbeing, Regional Prosperity and A Liveable Environment.

The Plan for Our Parks initiative will assist in meeting the priorities for A Liveable Environment by focusing resources across Government agencies to create five million hectares of new national parks, marine parks and other conservation reserves over the next five years. This will see the State's conservation estate increased by over 20 per cent.

The initiative will establish new and expanded parks from the Kimberley in the north, across WA's Rangelands, through population centres in Perth and Bunbury, to our south-west forests and a potential new marine park along our southern coastline. It will deliver on existing election commitments and priorities, and identifies new, visionary opportunities to work with traditional owners to create, jointly manage and expand our parks and reserves.

Plan for Our Parks will also ensure that WA's unique biodiversity is protected and conserved, including our threatened flora and fauna and their habitats, and will assist in delivering a more comprehensive, adequate and representative conservation reserve system across WA. The initiative will also respond to the growing demand for on-country jobs for Aboriginal rangers and complement other initiatives such as the \$20 million Aboriginal Ranger Program. Further, this initiative will boost tourism by providing opportunities for development of nature-based and cultural tourism attractions.

The Government, through the departments of the Premier and Cabinet; Biodiversity, Conservation and Attractions; Mines, Industry Regulation and Safety; Primary Industries and Regional Development; and Planning, Lands and Heritage, will now consult widely with traditional owners, local government authorities, industry, pastoralists, commercial and recreational fishers, conservation groups and other key stakeholders and interest holders on the initiative.

The focus of this consultation will be on explaining the Government's vision and establishing the key values, issues and interests that will inform the final decisions on parks to be created. This will include the former pastoral lands acquired by the State for conservation over the past 20 years as well as the proposed marine park on the south coast. Opportunities currently being explored are depicted on the attached map.



Existing consultation processes for reserves already proposed as election commitments or Government priorities such as the Fitzroy River National Park, the Buccaneer Archipelago Marine Park, the expansion of Wellington National Park and the protection of the Beeliar wetlands will continue as planned. This will ensure there is no duplication in processes.

The Government is taking a flexible approach in finalising park proposals. Accordingly, there may be additions or removals from park areas as boundaries are refined as a result of the consultation process. Updates and feedback will be provided to ensure stakeholders and the broader community are kept informed of how the initiative will be implemented, including priorities.

The development of a refined Plan for Our Parks will be overseen by a multiagency Directors General Steering Group and approved by the Ministers for Environment, Aboriginal Affairs and Mines and Petroleum. The plan will then be progressed in liaison with local stakeholders.

The Government welcomes any comments that Council may have in relation to the initiative, particularly the individual park proposals and boundaries. You are invited to provide your comments by contacting us via email at [planforourparks@dbca.wa.gov.au](mailto:planforourparks@dbca.wa.gov.au) by **31 May 2019**.

Should you wish to meet with government representatives about Plan for Our Parks, please submit your request via email at the above address and arrangements will be made to meet with you in the near future.

Further information about Plan for Our Parks, including the consultation process, timeline and common questions and answers is available on the website at <https://www.wa.gov.au/government/announcements/plan-our-parks>.

Yours sincerely



Mark Webb  
Director General  
Department of Biodiversity, Conservation and Attractions



David Smith  
Director General  
Department of Mines, Industry Regulation and Safety

Ralph Addis  
Director General  
Department of Primary Industries and Regional Development



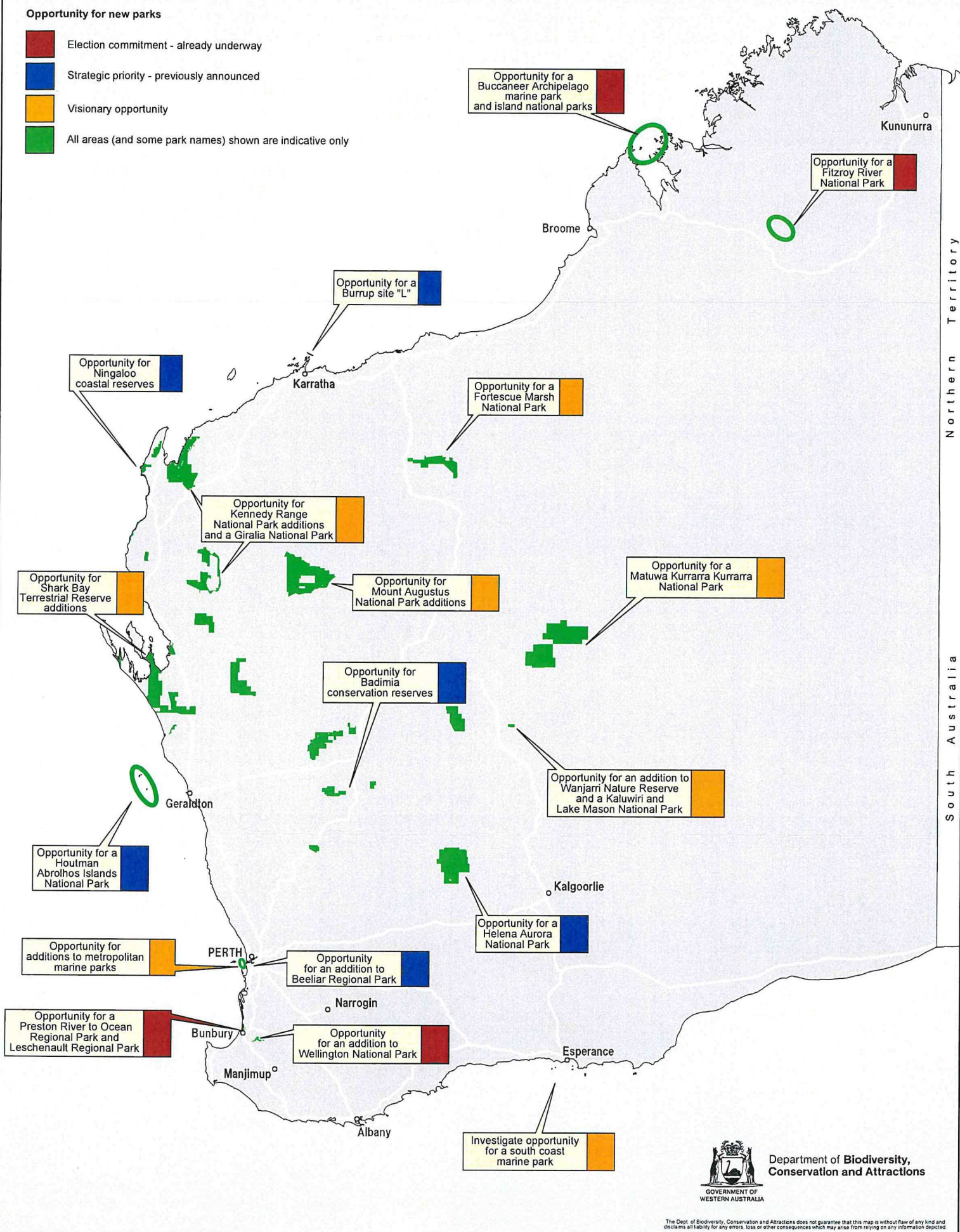
Gail McGowan  
Director General  
Department of Planning, Lands and Heritage

7 May 2019

Att

# Opportunity for new parks

- Election commitment - already underway
- Strategic priority - previously announced
- Visionary opportunity
- All areas (and some park names) shown are indicative only



Department of Biodiversity, Conservation and Attractions

The Dept. of Biodiversity, Conservation and Attractions does not guarantee that this map is without flaw of any kind and disclaims all liability for any errors, loss or other consequences which may arise from relying on any information depicted.